

THE PHILIPPINE JOURNAL OF SCIENCE

VOL. 19

NOVEMBER, 1921

No. 5

NEW PHILIPPINE COLEOPTERA

By K. M. HELLER

Zoölogical Museum, Dresden

THREE PLATES

In continuation of my studies upon the coleopterous fauna of the Philippine Islands I describe, in the present paper, further new species and varieties, for the greater part of which I am indebted to Prof. C. F. Baker, dean of the College of Agriculture, Los Baños. These species are recorded herein without indication of the name of collector; but, where a species is represented by more than one specimen, the number that corresponds with other specimens at Professor Baker's disposal is given.

Besides this important and excellent collection, I have had in hand for some time a part of the material belonging to the Bureau of Science, Manila, which I shall work up later. Among the latter is a weevil, imported with seeds from Australia into the Philippine Islands, which I believe is new; this is described, as are also some other Malayan Curculionidæ that are so nearly allied to Philippine species that their inclusion here seemed desirable. Moreover, it was necessary to erect a new Australian genus *Riboseris* upon *Petosiris pars* and to correct the systematic position of my *Endymia apicalis*¹ which is a *Blepiarda*.

The following is a list of the new species dealt with in this paper, those marked with an asterisk being extra-Philippine. For practical reasons the families are not arranged in strictly

¹ Philip. Journ. Sci. § D 10 (1915) 29.

systematic order, but the Curculionidæ are placed at the end, preceding the Brenthidæ.

CARABIDÆ

<i>Euschizomerus rufipes.</i>	<i>Hoplomenes</i> g. nov. <i>davaonis.</i>
<i>Phloeodromus</i> (?) <i>sellatus.</i>	<i>Callida discoidalis.</i>
<i>Phloeodromus</i> (?) <i>hastatus.</i>	<i>Thlibops intermedius.</i>

CLERIDÆ

<i>Diplopherusa</i> g. nov. <i>tumidipes.</i>	<i>Ommadius aurulentus.</i>
<i>Cladiscus bacillus.</i>	<i>Ommadius bakeri.</i>
<i>Callimerus octopunctatus.</i>	<i>Tillus quadricolor.</i>

CERAMBYCIDÆ

<i>Ceresium</i> (?) <i>geniculatum.</i>	<i>Heteroclytomorpha davaona.</i>
<i>Zosne cachila.</i>	<i>Micromulciber ochrosignatus.</i>
<i>Doliops humerosus.</i>	<i>Euclea tagala</i> var. <i>tricolor.</i>
<i>Doliops humerosus</i> var. <i>sub-</i>	<i>Agelasta violaceicornis.</i>
<i>fasciatus.</i>	<i>Glenea caraga.</i>
<i>Planodes simplicicornis.</i>	<i>Glenea scalaris.</i>
<i>Anancylus vicarius.</i>	

CURCULIONIDÆ

LEPTOPSIDINÆ

Celebia philippinica.

PACHYRRHYNCHINÆ

<i>Pachyrrhynchus bakeri.</i>	<i>Macrocyrtus pseudopolitus.</i>
<i>Pachyrrhynchus pavonius.</i>	<i>Nothapocyrtus basifasciatus.</i>
<i>Pachyrrhynchus psittaculus.</i>	<i>Nothapocyrtus subpilosulus.</i>
<i>Pachyrrhynchus modestior</i> var.	<i>Metapocyrtus pseudomandarinus.</i>
<i>transversatus.</i>	<i>Metapocyrtus proteus.</i>
<i>Pachyrrhynchus rugicollis</i> var.	<i>Metapocyrtus pseudoelegans.</i>
<i>aurinius.</i>	<i>Metapocyrtus rufotibialis.</i>

RHYNCHITINÆ

<i>Deporaus nigrifrons.</i>	<i>Deporaus nigricornis.</i>
<i>Deporaus galerucoides.</i>	<i>Deporaus exophthalmus.</i>
<i>Deporaus galerucoides</i> var. <i>uni-</i>	<i>Deporaus dimidiatus.</i>
<i>formis.</i>	

HYLOBIINÆ

Scaphostethus cylindricollis.

ALCIDINÆ

<i>Alcides</i> (<i>Metallalcides</i>) <i>chalc-</i>	<i>Megarhinus validirostris.</i>
<i>morphus.</i>	<i>Megarhinus curvipes.</i>
<i>Alcides aeratus.</i>	<i>Menechirus fuscodorsalis.</i>

CRYPTORHYNCHINÆ

COLOBODES, DERETIOSUS, AND APRIES

- | | |
|---|--|
| <i>Eucolobodes horribilis.</i> | <i>Mecistocerus maculipes.</i> |
| <i>Deretiosomimus angulicollis.</i> | <i>Mecistocerus pictithorax.</i> |
| <i>Deretiosomimus angulicollis</i> sub-
sp. <i>lactifrons.</i> | <i>Mecistocerus laesipes.</i> |
| <i>Solobrachus modestus.</i> | <i>Tragopus albicans.</i> |
| <i>Perrhaebius x-album.</i> | <i>Tragopus sablanicus.</i> |
| <i>Perrhaebius delicatus.</i> | <i>Tragopus ornaticollis.</i> |
| <i>Perrhaebius elegans.</i> | <i>Tragopus vitticollis.</i> |
| <i>Perrhaebius directus.</i> | <i>Cydostethus obliquesignatus.</i> |
| <i>Brachycolobodes undulatus.</i> | <i>Cyamobolus definitus.</i> |
| <i>Colobodellus alboscuteclatus.</i> | <i>Zeugenia rosacea.</i> |
| <i>Lobocodes</i> g. nov. for <i>Colobodes</i>
<i>turbatus.*</i> | <i>Rhadinopus pseudofrigidus.</i> |
| <i>Ocoblodes lineola.</i> | <i>Rhadinopus borneonis.*</i> |
| <i>Ocoblodes conspersus.</i> | <i>Rhadinopus javanicus.*</i> |
| <i>Ocoblodes (?) cionoides.</i> | <i>Coelosternus philippinensis.</i> |
| <i>Ocoblodes (Eprias) vana.</i> | <i>Coelosternus javanus.*</i> |
| <i>Ocoblodes (Eprias) binotata.</i> | <i>Sybulus calidus.</i> |
| <i>Deretiosus venustus.</i> | <i>Nechyrus bifasciculatus.</i> |
| <i>Micrapries nanna.</i> | <i>Nechyrus humerosus.</i> |
| <i>Micrapries echinus.</i> | <i>Nechyrus lineicollis.</i> |
| <i>Dinapries salebrosa.*</i> | <i>Odosyllis albolinea.</i> |
| <i>Nannocolobodes mus.</i> | <i>Odosyllis subsulfurea.</i> |
| <i>Therebus (?) bifasciatus.</i> | <i>Odosyllis chlorizans.</i> |
| <i>Dyspeithes seriatopunctatus.</i> | <i>Odosyllis sellata.</i> |
| <i>Dyspeithes dentipes</i> subsp. <i>punc-</i>
<i>tatostratus.</i> | <i>Odosyllis bilineola.</i> |
| <i>Mecistocerus montanus.</i> | <i>Odosyllis octopunctata.</i> |
| <i>Mecistocerus (Rhadinomerus)</i>
<i>setosipes.</i> | <i>Odosyllis octopunctata</i> var. <i>cer-</i>
<i>vina.</i> |
| <i>Mecistocerus modestus.</i> | <i>Odosyllis eubuloides.</i> |
| <i>Mecistocerus latiusculus.</i> | <i>Odosyllis albifrons.</i> |
| <i>Mecistocerus compressipes.</i> | <i>Odosyllis leucometopus.</i> |
| <i>Mecistocerus albohumeralis.</i> | <i>Odosyllis pauxilla.</i> |
| | <i>Odosyllis similis.</i> |
| | <i>Odosyllis alboscuteclaris.</i> |

ZYGOPINÆ

- | | |
|---------------------------------|----------------------------------|
| <i>Agametis proba.</i> | <i>Nauphaeus manobo.</i> |
| <i>Emexaure suturalis.</i> | <i>Mecopus niveoscutellaris.</i> |
| <i>Emexaure septempunctata.</i> | <i>Mecopus nigroplagiatus.</i> |
| <i>Metialma nigritana.</i> | <i>Othippia impeza.</i> |
| <i>Nauphaeus carbonarius.</i> | |

CALANDRINÆ

- | | |
|-----------------------------|------------------------------------|
| <i>Otidognathus pictus.</i> | <i>Sphenophorus (?) basilanus.</i> |
|-----------------------------|------------------------------------|

BRENTHIDÆ

- Schizoeupsalis kleinei.*

CARABIDÆ

Euschizomerus rufipes sp. nov.

Aterrimus, vix atro-coeruleus, elytris obscure æneis, mandibulis, labro pedibusque rufis; antennis, articulo primo fuscescenti excepto, nigricentibus, articulo tertio primo multo longiore, fronte transversa, indistincte ruguloso-punctata, callositate oblonga, mediana, glabra; prothorace longitudine perpaulo latiore (3.5 : 4), maxima latitudine ante medium, rude inaequaliterque punctato, longe parceque griseo hirsuto, sulco mediano tenui; elytris latitudine plus sesqui longioribus, fortiter punctato-substriatis; corpore subter rude inaequaliterque, sternitis tres ultimis subtiliter punctatis.

Long. 8.5 mm., lat. 3.5.

LUZON, Laguna Province, Mount Maquiling.

Smaller than any of the known species of the genus and readily distinguished by the red legs. Head, prothorax, and underside black, the last subobsoletely bluish; elytra dark brassy green, like the rest of the body sparsely and finely yellowish pubescent; transverse, emarginate labrum and other parts of mouth dark red brown, remainder of head deep black; transverse clypeus very smooth; front between eyes as broad as between insertion of antennæ; posterior margin of eyes long; a large, smooth callosity in the center confluent with clypeus; antennæ long, extending beyond middle of body; first joint brown, three and one-half times longer than thick; remaining joints black, pubescent from fourth joint, third hardly longer than first, but as long as the two following; prothorax somewhat shorter than wide (3.5:4 rounded hexagonal, the sides posteriorly more punctate; fourth joint of hind tarsi somewhat longer than second and shortly forked.

Phloeodromus (?) *sellatus* sp. nov. Plate 1, fig. 1.

Rufo-castaneus, elytris plaga postmediana, communi, antrorsum in sutura producta, nigra; capite prothorace aequilato; labro longitudine fere duplo latiore ut clipeo, transverso, margine laterali elevato, illo margine anteriore circiter punctis sex, hoc utrinque ad basin puncto singulo setigero, fronte in dimidia parte anteriore impressione longitudinali ac puncto (setigero?) supraorbitale; antennis sat robustis, prothoracis basin vix attingentibus, articulis 3.5 basalibus glabris, reliquis tomentosis; prothorace cordato-transverso, basi apiceque truncato, linea mediana impressa, margine laterali reflexo, ante medium et in

angulo obtuso, postico, puncto setigero; scutello triangulari, minuto; elytris subtilissime punctato-striatis, striis apicem haud attingentibus, stria scutellari abbreviata distincta, stria tertia ante medium et ad apicem foveolata, sutura apicem versus attenuata, spatiis seria singula remote punctata, secundo reliquis latiore; corpore subter vix punctulato; epipleuris basin versus valde dilatatis; unguiculis septem-pectinatis.

Long. 8 mm., lat. 4.

MINDANAO, Davao Province, Davao.

At present it is impossible to point out the definite systematic position of this and the following closely allied species of the group of *Truncatipennes* which are before me in only single specimens. Both possess strikingly short antennæ, a character not found in any other *Lebiini* except *Phloeodromus* M'Leay.² Supposing that this is a true lebiid, the male, as given by Chaudoir,³ has the intermediate tibiæ deeply emarginate on inner edge near apex, an essential character which is not mentioned of *Phloeodromus* by M'Leay. This is lacking in the Philippine specimen, which I believe to be a male because of the enlarged anterior tarsi, but it differs from *Phloeodromus* in the oblong, nonmoniliform fifth to eighth joints of the antennæ; the transverse, hairless (except a marginal series of five setigerous punctures) labrum; and the lobes of mentum forming mediad not a right, but an obtuse angle; moreover, these lobes bear an epilobium⁴ and a middle tooth is wanting in the emargination of mentum; elytra very finely seriate-punctate, the second interval ("interstitium tertium" of Chaudoir) at the base before the middle with a larger, and near the apex with an obsolete puncture; spurs of tibiæ minute, tarsi strong, first and second joints equal in length, the third trigonate, on the middle tarsi transverse, on the hind tarsi a little longer, claw joint exceeding the long bilobed fourth by half its length; claws 7-pectinate.

Phloeodromus (?) *sellatus* is reddish castaneous, paler on margin of prothorax, on legs, and especially on epipleura, which are yellowish. Dorsum shining, impunctate, a black spot on elytra extending posteriorly beyond the seventh stria, submarginal (seventh) interval broader than the preceding, like it with

² Proc. Linn. Soc. New South Wales 1 (1876) 167.

³ Bull. Soc. Nat. Moscow 63 (1871) 115.

⁴ Cf. Chaudoir, loc. cit. By this character one may be led (following Chaudoir) to the African genus *Camaroptera*, but this has much longer antennæ, etc.

a few, very minute, indistinct punctures; the punctures of the marginal series also proportionately minute.

Phloeodromus (?) *hastatus* sp. nov. Plate 1, fig. 2.

Praecedenti affinis, sed paulo minor, prothorace latiore lateribus in parte posteriore, convergenti, rectis; elytris plus elongatis, interstitio septimo sexto haud multo latiore, post medium macula suturali, in fronte bilobata, apice acuminata, utrinque striam tangente ac sagittae mucrone simili nigra.

Long. 8 mm., lat. 3.

MINDANAO, Davao Province, Davao (7243).

Closely allied to *P. sellatus* and of the same color, but prothorax broader, its lateral margin in the posterior, converging part straight; elytra more elongate, the penultimate interval not broader than the sixth, the black sutural spot hastate, as shown in Plate 1, fig. 2.

Genus **HOPLOMENES** novum

Coptoderinarum prope *Amphimenes* Bates

Ligula, apice sinuato-truncata quadrisetosa, paraglossis eam perpaulo superantibus, annalis, plurisetulosis. Palpi longiusculi, labiali articulo secundo tertio longiore hoc crassitudine quadruplo longiore subfusciformi. Mentum lobis acutis margine interno antrorsum divergentibus, fundo bisinuato dente mediano brevi acuto. Labrum, rectangulare, transversum, sexsetosum, angulis anticis subrotundatis. Antennae articulis tribus basalibus basique quarti glabris. Oculi hemisphaerici. Prothorax transversus, subsemicircularis, lateribus basin versus paulo convergentibus, basi parte mediano subproducto. Elytra depressiuscula fortiter striata, ad striam tertiam, integram, punctis impressis tribus, ultimo apice exteriori, margine apicali oblique sinuato-truncato, ad suturam et extrinsecus dentem acutam formante. Pedes tibiis canaliculatis, apice sat longe bicalcaratis,⁵ tarsi sat robustis articulo secundo primo dimidia parte brevioris, tertio quartoque aequilongis, hoc subconico, bilobo, unguiculis novem pectinatis (dente apicali haud computato) dentibus apicem versus longitudine decrescentibus.

The single specimen before me does not permit a sufficiently careful examination of the mouthparts; but as far as the other characters indicate, the species described here can be placed in

⁵ By this character *Hoplomenes* pertains to the *Sarothrocrepidæ* Chaudoir, Bull. Soc. Nat. Moscow 51 (1876) 2, but the single American genus of this family has the claws pectinate only in the broader basal half, and the fourth tarsal joint roundish bilobate.

no known genus. It seems to me to come nearest to *Amphimenes* Bates which I know only from the description.⁶ The new genus differs from *Amphimenes* by the hemispheric eyes, by the elytra being much broader than the prothorax and spinous on each edge of the apical truncation, and by the less elongate tarsi. *Oxydontus* Chaud. also seems related to it, but shows an extremely long middle tooth on the mentum, thicker labial palpi, and unspined apical truncation of the elytra.

The form of the ligula in *Hoplomenes* shows a great resemblance to that in the Tetragonoderidæ,⁷ but among these no one genus has similarly pectinate unguiculi.

Hoplomenes davaonis sp. nov. Plate 1, fig. 3.

Fulvus, ore, antennis prothoraceque rufescentifulvis, capite reliquo, elytris marginibus suturaque, hac triente apicali excepta, basi fere semicirculariter medio utrinque triangulariter usque ad striam quintam dilatata, nigris; capite vix punctulato, fronte utrinque margine antico puncto maiore; prothorace subcoriario, vix punctato, fere semicirculari-transverso, lateribus in dimidia parte basali postrorsum perpaulo convergentibus, angulis posticis seta perlonga gerentibus, margine basali in triente mediano subproducto; elytris striatis, spatiis convexiusculis, spatio secundo in primo tertioque quinto puncto impresso, apice late sinuato-truncatis angulo suturali externoque acutis, unguiculis novem pectinatis.

Long. 10 mm., lat. 4.8.

MINDANAO, Davao Province, Davao.

Fulvous, prothorax and abdomen more rusty; mandibles, labrum, and clypeus dark red; head above and margins and sutural markings of elytra black; clypeus on each side, first antennal joint near apex, and prothorax on posterior angles each with a long cilia; head indistinctly, finely, and remotely punctate; inside of orbital furrow with a foveola; prothorax hardly rugulose on disk, the flattened margin smooth; abdomen very sparsely and minutely punctate, the last sternite on each side with a submarginal row of three setigerous punctures.

Callida discoidalis sp. nov.

C. splendidula Fabr. affinis, sed maior, capite latiore, clipeo margine antico subsinuato, postico subrotundato; fronte utrinque ante oculos plicato, intra plicam utrinque rugulis obliquis postror-

⁶ Trans. Ent. Soc. London (1873) 322.

⁷ Chaudoir, Bull. Soc. Nat. Moscow 50 (1876) 28.

sum ad frontis medium angulato-convergentibus; antennarum articulo tertio primo aequilongo ac quarto distincte longiore; prothorace subcordato, longitudine latiore (3.5 : 4.1), impressione basali transversa manifesta; elytris rufo-testaceis, utrinque late viridi-metallico-vittatis, vittis ad basin et ad apicem late confluentibus; corpore subter pedibusque rufo-testaceis unicoloribus.

Long. 11 mm., lat. 4.

MINDANAO, Davao Province, Davao (7247).

Allied to *C. splendidula* Fabr., but larger, the metallic green lateral stripes of elytra broadly confluent at base and at apex, including the abbreviated subscutellar stria, the dark red common dorsal patch extending to the fifth stria; elytra proportionately broader than in the related species, *C. permuda* Chaud., which has unicolored metallic green elytra.

Callida splendidula Fabr.

Recorded from Bengal, Java, Hongkong, Shanghai.

LUZON, Tayabas Province, Malinao.

Dendrocellus geniculatus Klug.

Hitherto known from India, Assam, Burma, Malacca, Java, Borneo, and Celebes.

MINDANAO, Davao Province, Davao.

Thlibops intermedius sp. nov.

Thlibops omega Heller⁸ affinis, sed multo minor; prothorace angustiore, lateribus parallelis, margine basali emarginatione mediana minuta arcuata; elytris striis, octavo excepto, apice haud punctatis, spatio tertio secundo fere duplo latiore; sternitis per totam latitudinem rude punctato.

Long. 15 mm., lat. 4.

LUZON, Laguna Province, Los Baños (12051).

Very near to *T. omega* Heller, but smaller; the seven interior striae of elytra arranged as in that species and with the apical part impunctate; thorax longer, with parallel sides, with a small semicircular emargination in the middle of the base; abdomen punctate all over, in the middle somewhat more sparsely so.

CLERIDÆ

Genus **DIPLOPHERUSA** novum

Tillinorum prope Cladiscus

Antennae ab articulo tertio longe biramosae. Labrum recte truncatum. Palpi maxillares articulo ultimo breviter subcy-

⁸ Abh. Ber. Mus. Dresden No. 8 (1899) 3.

lindrico, palpi labiales articulo ultimo perlongo, cylindrico, acuminato. Oculi transversi, reniformes. Prothorax latitudine haud longior, globosus, basi fortiter constrictus. Tibiae anticae rectae, posticae tumidae. Unguiculi in dimidia parte basali dentato-dilatati.

Diplophorus Fairm. has similar, but much shorter bipectinate antennæ; notwithstanding this the new genus is more closely allied to *Cladiscus*. It is distinguished from *Cladiscus* by the long bipectinate antennæ, as well as by the very long apical joint of labial palpi, which is six times longer than thick; the medially subtransversely spheric thorax; the thickened hind tibiæ; and the broadly dentate unguiculi.

Diplophorus tumidipes sp. nov. Plate 1, fig. 6.

Nigro-cyanea, antennis atris, articulis 3 ad 10 subter longe biramosis, elytris palpisque testaceis; prothorace margine basali sanguineo, creberrime punctato, margine antico leviusculo, parte basali constricto transverse subrugoso; elytris crebre seriato-punctatis, in dimidia parte, minore, apicali, dense punctulatis; tibiis posticis fortiter clavatis.

Long. 11 mm., lat. 2.2.

LUZON, Mount Banahao.

Body dark steel blue, thorax coarsely and densely punctate, in the apical part with fine and scattered punctures, on the contracted basal part transversely wrinkled, the basal margin dark red; elytra pale cinnamon in color, in the basal two-thirds coarsely and subtransversely seriate-punctate, on the posterior third with irregular fine and dense punctures; hind tibiæ strongly clavate.

Cladiscus bacillus sp. nov. Plate 1, fig. 7.

C. strangulato affinis, niger capite prothoraceque parte anteriore subrufescentibus, hoc parte basali longiore; antennis serratis, articulis duobus basalibus testaceis; prothorace fortius punctato; elytris latitudine basali 4.5 partibus longioribus, striis punctatis omnibus spatiis latioribus.

Long. 6.5 mm., lat. 0.7.

LUZON, Mountain Province, Baguio.

A unicolored black, cylindric species similar to *C. strangulatus*, but with serrate antennæ, the two basal joints fulvous, joints 8 to 10 hardly longer than broad, the last elliptic, not quite twice as long as thick; front between eyes distinctly convex, moderately densely but rather strongly punctate; constricted basal part of prothorax less transverse, trapeziform, strongly strigose

along sides, nearly as long as broad; elytra four and one-half times longer than broad, the seriate-punctate striæ all broader than the intervals, the punctures becoming distinctly larger toward the smooth apical part; underside shining, indistinctly and remotely punctate, the three last sternites finely fulvous-pubescent, the penultimate with semicircularly sinuate posterior margin.

I have some doubt as to whether the pectinate antenna is a generic character, or only a sexual one. Schenkling⁹ mentions *C. sauteri*, male?, as also having serrate antennæ and a sinuate penultimate ventral sternite.

Callimerus fenestratus Chapin. Plate 1, fig. 4.

Callimeris fenestratus CHAPIN, Proc. Biol. Soc. Washington 32 (1919) 232.

Chalybaeus, capite corporeque subter plus viridescentibus, subtiliter parceque albido-pilosus, labro, antennis pedibusque, tibiis dorso nigricante exceptis, pallide testaceis, lineis albo-squamosis ornatus, nempe: thorace una basali, altera apicali, elytris quatuor transversis, prima basali, per suturam cum secunda, in primo quarto sita et signaturam communem fere x-formem formante, conjuncta, tertia in secundo triente per suturam cum quarta, subapicali et cum secunda per vittam discoidalem conjuncta; corpore subter lateribus etiam albo-squamosis.

Long. 7 mm., lat. 2.

PALAWAN, Puerto Princesa (4272).

Allied to *C. albovarius* and *C. dulcis* Westw.; elytra, as in *C. mirandus* Gorb., ornamented with white-scaled bands, but head without a squamose frontal patch; thorax longer, and elytra not pointed at apex; labrum ivory white with a delicate median line; last joint of the yellowish antennæ longer than thick, ovate-acuminate; elytra densely punctate-striate, the intervals hardly as broad as the striæ; legs yellowish, tibiæ brownish on dorsal edge.

Callimerus octopunctatus sp. nov. Plate 1, fig. 5.

Niger, albo-setulosus, prothorace, capite corporeque subter subcoerulescentibus, prothorace margine laterali elytrisque singulis maculis punctiformibus quatuor, longitudinaliter dispositis ac inter se aequidistantibus, albo-tomentosis, palpis, antennis pedibusque testaceis.

Long. 8 mm., lat. 2.

LUZON, Laguna Province, Mount Maquiling.

⁹ Ent. Mitteilungen, Berlin-Dahlem 1 (1912) 322.

This species is allied to *C. pictus* Gorh. and is easily recognizable by its four round, squamose, white dots, forming a longitudinal row upon each elytron. The yellowish antennæ extend scarcely beyond hind margin of eye, the last joint is twice as long as broad. Palpi as in *C. albovarius* Westw., thorax one-third longer than broad, with three fine, transverse wrinkles in the constricted basal part; upper side of body dull black, underside somewhat glossy, dark, bluish green, with a squamose, lateral, white stripe; legs yellowish, hind tibiæ slightly dilated in posterior part, the dorsal edge emarginate at apex.

Ommadius aurulentus sp. nov. Plate 1, fig. 10.

Rufo-castaneus, flavo-aurato-tomentosus, prothorace fascisque tribus in elytris nigris, antennis pedibusque unicoloribus fulvis, femoribus intus in medio macula oblonga fusca; prothorace in dimidia parte posteriore carina mediana, ante haud transverse strigoso; elytris in triente basali distincte, reliquis vix punctato-striatis, striis tribus intrahumeralibus ad basin granulosus, fasciis nigris, valde biarcuatis, praesertim antica, extrorsum latioribus, spatiis inter fasciis quam his latioribus; corpore subter testaceo, abdomine subrufescenti, coxis posticis nigricantibus.

Long. 17 mm., lat. 4.

LUZON, Laguna Province, Mount Maquiling.

Similar to *O. abscissus* Gorh. (= *fasciatus* Kuw.), but the thorax with a median carinula in the basal half, without transverse wrinkles in the apical part; belonging to the first group of Kuwert's key.¹⁰ Body yellowish red-brown; thorax, mesosternum, and three dentate-undulate crossbands on elytra black; front nearly three times as long as broad between the eyes; antennæ and legs fulvous, hind coxæ brown, femora mediad with an oblong brownish patch; thorax one and one-half times longer than broad, in the anterior part without transverse wrinkles, at base with a double submarginal furrow; punctate striæ of elytra granulate-punctate at base, becoming obsolete toward apex.

Ommadius bakeri sp. nov.

O. vespiformi Gorh. simillimus, sed prothorace disco haud tuberculato, fulvo, parte anteriore constricto, inter oculos marginæque basali, toto nigris; elytris fasciis tribus rectis, transversis, per suturam anguste interruptis, ultima latitudine partis apicalis fulvi longitudine aequante.

¹⁰ Ann. Soc. Ent. Belg. 38 (1894) 63.

Long. 12 mm., lat. 3.

LUZON, Laguna Province, Mount Maquiling (1974).

This handsome species represents a vicarious form of *O. vespiiformis* Gorh., from which it is distinguished by the reddish yellow thorax which bears no granules on disk and has the apical margin black between the eyes; the basal margin is of the same color, but is broader; the middle portion is narrower. The three black bands of the elytra are perpendicular to the suture and of equal breadth, the last as broad as the yellow apical part is long.

Tillus quadricolor sp. nov. Plate 1, fig. 9.

Capite, antennarum articulis octo distalibus, prothorace dimidia parte anteriore, elytris fascia utrinque triangulari, antemediana abdomineque, processu intercoxali, rufo, excepto, nigris; labro, prothorace in dimidia, elytris in quarta parte basali proet metasterno ut pedibus, femoribus anticis apice, posticis totis, nigris, exceptis, rufis; elytris fascia postmediana eburnea, triente apicali testaceis, nigro limbatis, apice densius sericeus, usque ad fasciam eburneam seriato-punctatis, punctis ad elytrorum basin spatiis fere aequalatis, postrorsum decrescentibus, in parte apicali vix observandis; abdomine nitido, remote subtilissimeque punctulato, lateribus griseo-pubescentibus ac in sternito secundo et tertio dense punctulatis.

Long. 6.5 mm., lat. 2.

LUZON, Laguna Province, Mount Maquiling.

Nearly allied to *T. semperanus* Gorh. of which I have a specimen from Cuernos Mountains, Negros (leg. *Baker*) before me; but the basal half of the thorax is red; the ivory white, postmedian crossband broader, interrupted by the suture; and the apical third entirely testaceous and finely bordered with black.

CERAMBYCIDÆ

Ceresium (?) *geniculatum* sp. nov. Plate 1, fig. 11.

Testaceum, subtiliter, elytris apicem versus longius, fulvo-pubescentibus, genubus basique tibiaram nigricantibus; prothorace latitudine distincte longiore, subconico, haud punctato, disco callositate minuta, oblonga, glabra, elytris latitudine triplo longioribus, distincte, apicem versus evanescente punctatis; femoribus clavatis, posticis sternitum tertium parum superantibus; tarsorum articulo primo duobus segmentibus unitis brevior.

Long. 12 mm., lat. 2.5.

LUZON, Mount Banahao.

Because of the brevity of the description of *Ceresium imite* Newm. this new species might easily be taken for that species, but it shows neither the bare tubercles on the thorax nor the unicolored legs with the knees strikingly black. In common with the genus *Salpinia*, it has a short frons and a long, nearly cylindrical thorax, while in the form of antennæ it agrees with *Ceresium*.¹¹ *Ceresium geniculatum* is light yellowish brown as is *Axinopalpus gracilis*; the elytra toward the apex are longer and finely golden yellow pubescent; the apices of femora and basal third of tibiæ are black. Frons between insertion of antennæ transverse, with a median furrow extending neither cephalad nor caudad of eyes; profile of frons slightly obtuse angulate, posterior part longer than the anterior; thorax uneven, impunctate, finely tomentose, front margin smooth, basal margin finely carinate, disk with an indistinct oblong callosity; base of elytra with an interhumeral, longitudinal impression, scarcely seriate-punctate, obsolete toward the apex; underside nearly smooth; hind femora strongly clavate, apex extending somewhat beyond third sternite; first joint of hind tarsi a little shorter than the two following together.

*Zosne cachila*¹² sp. nov. Plate 1, fig. 12.

Niger, cretaceo-, vittis fasciisque umbrino-, antennis articulo primo secundaque, ut quarti basi, lurido-, quarto, reliquo, quintoque nigro-, 6. ad 9. isabellino-, ultimis nigricante-tomentosis; vertice thoraceque utrinque vitta, elytris, crebre fortiterque punctatis, humeris fasciisque duabus, una fere totam partem anteriorem occupante, altera, postmediana, umbrinis, per fasciam arcuatam cretaceam separatis, antica linealis duabus, retro divergentibus ac scutello incipientibus interrupta; corpore subter plus minusve umbrino-, vitta laterali in thorace lateribusque meso- metasternique, sternito ventrali paenultimo toto, ultimo lateribus cretaceo-squamosis.

Long. 14 mm., lat. 5.

MINDANAO, Davao Province, Davao (7173).

The single species of this genus hitherto described, *Z. cinc-ticornis* Pasc., I know only from the description and the figure given by Pascoe.¹³ The new Philippine species is broader and more robust, and the first joint of antennæ bears a longitudinal

¹¹ Gahan, C. J., Fauna of British India, Coleoptera 1: 163.

¹² *Cachila* is used by some of the inhabitants of Mindanao to designate a Spaniard.

¹³ Proc. Zool. Soc. London (1866) 264, pl. 28, fig. 11.

carina, which is not mentioned by Pascoe. Frons with a fine median furrow, remotely and deeply punctate, covered with ochraceous tomentum continued as a stripe on to vertex; scutellum semicircular, cretaceous, lateral edges blackish; elytra, especially posteriorly, densely and coarsely punctate with a nut-brown marking (Plate 1, fig. 12); underside blackish brown; a lateral stripe on thorax, side of mesosternum and metasternum, middle of abdomen, penultimate sternite entirely, and a lateral spot on last sternite white; tarsi and apical part of tibiæ black.

Doliops humerosus sp. nov. Plate 2, fig. 2

Niger, antennis articulis octo apicalibus cinnamomeis, prothorace opaco, margine basali, puncto mediano-basali, margine oculari, parte posteriore excepto ut scutello albo-tomentosis; elytris, basi virescenti excepta, purpurascentibus, applicate, subtilissime parceque nigricante pilosis, maculis albo-tomentosis adpersis, humeris tuberculo dorsali mammiforme, basi subasperato-, retrorsum subtilius, apicem versus evanescente subseriato-punctatis, apice truncatis angulo externo producto; corpore subter nigro-opaco, sternito primo virescenti, lateribus albo-maculatis.

Long. 13 mm., lat. 5.5.

MINDANAO, Zamboanga Province, Zamboanga (7172).

Frons sparsely and deeply punctate; vertex, margin of eyes except the caudal border, basal margin of prothorax, a dot in the middle before this, and scutellum white; base of antennæ gray, thickened apex of the elongate third joint black, the eight remaining joints cinnamon-tomentose; prothorax transverse, moderately densely but deeply (elytra on base sparsely, strongly, and somewhat asperate) punctate, the punctures disappearing toward apex; a mammiform tubercle on shoulders; outer edge of the truncated apex bluntly produced; underside black, abdomen greenish; upper part of meso-episterna, entire epimera, metasternum except the broad margins, meta-episterna on their anterior extremities, and the sternites laterad more or less white tomentose; legs blackish purple, femora without punctures and, like the tarsi and tibiæ, blackish, the latter medially whitish tomentose entad.

Doliops humerosus var. *subfasciatus* var. nov.

Praecedenti differt: elytris viridibus, maculis albidis in fasciis, una mediana, altera in secundo triente, confluentibus, prothorace macula mediano-basali nulla.

MINDANAO, Davao Province, Davao (7171).

Because of the greenish elytra which show two white cross-bands, interrupted by the suture, this variety makes so striking an impression that attention may be drawn to it by the above name.

Planodes simplicicornis sp. nov. Plate 1, fig. 13.

Niger, antennis articulis tres basalibus, tertii parte apicali nigro excepto, ut vitta mediana in vertice, carinato, pallide ochraceo-, prothorace vitta lata mediana, altera tenuissima sublaterali signaturisque vermiculosis in elytris cinereo-tomentosis; antennis articulo tertio apice haud spinoso; prothorace subtransverso in parte mediano griseo subconcavo, remote punctato, utrinque transverse rugoso; elytris dorso deplanatis, singulis carinula mediana obsoleta, ad basin seriato-subgranoso-punctata, apice oblique sinuato-truncatis; corpore subter griseo-, linea laterali, sub oculos incipiente ac usque ad abdominis apicem continuata albido-tomentosa, mesosterno inter coxas intermedias tuberculato.

Long. 18 mm., lat. 6.

MINDANAO, Zamboanga Province, Zamboanga.

In spite of the extraordinary resemblance of this species to the known species of the genus, especially to *Planodes tuberculatus* Pasc., it may perhaps later form a new genus distinguished by the absence of a spine on apex of third antennal joint; by the singly and obliquely truncate, lightly convex apical margin of elytra; and by the intercoxal tubercle in front of intermediate coxæ. Tomentum on head, on first and second antennal joints, and on basal half of third light ochraceous, on basal half of fourth whitish, on the remaining joints black; prothorax slightly transverse, gray like the vermiculated marking of elytra, the latter constricted by four subquadrate, black patches to a cruciform dorsal marking; vertex with a fine but sharp median carinula; prothorax slightly concave on disk, on each side transversely wrinkled and remotely punctate; scutellum semicircular, black; each elytron in the posterior part with a remote and finely seriate-punctate carina which in the basal half is only indicated by a row of denser seriate-granulate punctures; underside gray, with a white lateral stripe, and as broad as meta-episterna, beginning under eye and extending to apex of abdomen; caudal margin of sternites shining reddish on each side.

*Anancylus*¹⁴ *vicarius* sp. nov. Plate 1, fig. 8.

A. maculoso Auriv.¹⁵ similis, sed aliter signatus, griseo-tomentosus, maculis, elytris praeterea fascia subbasali nudata, fusco nigris; prothorace margine antico simplici, punctis paucis dispersis, seriebus transversis, tribus, antica posticaque e maculis quinque, mediana e maculis quatuor formatae; elytris ut in maculosa ad basin subasperato, retrorsum evanescenti-punctatis, maculis fuscis sat symmetricis, in elytrorum quarte parte, apicali, utrinque duabas oblongis ornatis; tibiis basi et triente apicali fuscis, tarsis articulis duobus basalibus niveis, reliquis nigris. Long. 13 mm., lat. 5.

MINDANAO, Zamboanga Province, Zamboanga.

Specimens before me from Sattelberg, New Guinea, collected by R. v. Bennigsen, in the Deutsche Entomologische Museum, Berlin-Dahlem, and in the Zoölogical Museum, Dresden, I believe to be *A. maculosus* described by Chr. Aurivillius.¹⁵ The new Philippine species is very closely allied to it, but the light gray tomentum on the elytra is more extended and more confluent, forming two longitudinal stripes in the apical quarter of each elytron. Antennæ blackish, as in *A. maculosus*, joints at base beginning with third, and the two basal joints of tarsi, whitish; anterior margin of prothorax simple, in contrast to *A. maculosus*, where it is bicarinate; underside gray with a small spot in the middle of meta-episterna, another on each side of anterior margin of second, third, and fourth sternites, and a larger one in the middle of femora.

*Anancylus strix*¹⁶ differs from *A. vicarius*, besides being differently marked, in the longer elytra, and in the first antennal joint being deeply furrowed lengthwise.

*Heteroclytomorpha*¹⁷ *davaona* sp. nov. Plate 2, fig. 5, ♀.

Niger, ferrugineo-tomentosa, prothorace utrinque in dimidia parte basali linea, in elytrorum basi continuata et hic paulo dilatata, elytris in secundo triente pone suturam et in tertia quarta, ad marginem lateralem, macula, punctiforme, sat magna, disco in primo triente, post tertiam quartam, puncto minutis-

¹⁴ W. Schultze, in his Catalogue of Philippine Coleoptera, Manila (1915) 113, indicates Dejean instead of J. Thomson as the author of this genus; moreover the name of my species is *strix*, not *stix*.

¹⁵ Arkiv f. Zoolog. Stockholm 7 (1911) 16.

¹⁶ Philip. Journ. Sci. § D 10 (1915) 241, pl. 1, fig. 12.

¹⁷ Cf. Aurivillius, Ent. Zeitschr. (1908) 218.

simo, albo-tomentosis, in dimidia parte apicali subtricarinulatis, apice truncatis, extus spinosis; corpore subter tomento ferrugineo, sat crebre denudato-punctato, abdomine parte mediano glabro.

Long. 23 mm., lat. 7.

MINDANAO, Davao Province, Davao (7162).

Distinguished from the known species of the genus with white tomentose stripes by the restriction of the latter on the basal half of prothorax and on base of elytra, the outer edge of the apical truncature of which is produced into a distinct point; moreover, the elytron shows a white spot in the second third, on first and second intervals of carinae, which are feebly marked in the apical half, the inner of which is displaced to the front; and a small white dot on disk, behind the second third and on the third quarter of lateral margin; cinnamoneus tomentum of body interrupted on head, on first three antennal joints, and on underside inclusive of femora and tarsi by rather large, dense, dark brown, naked punctures; frons concave, uneven and dispersed punctate; front margin with a small, smooth callosity on each side; prothorax sparsely punctate, with an indistinct middle line confluent in front with a triangular area, behind with a transverse smooth area; scutellum semilunately finely tomentose on each side.

*Micromulciber*¹⁸ *ochrosignatus* sp. nov. Plate 2, fig. 1.

Brunneus, subtilissime luteo-tomentosus; prothorace disco utrinque vitta obsoleta elytris lineis, nempe: una utrinque antrorsum curvata, in quinta parte basali, altera, laterali, a basi oblique suturae secundum trientem versus directa, dein parum extrorsum curvata et in parte apicali sagittato-dilatata, apice longe distante, altera in triente parte ad suturam, altera mediana ibidem ut corpore subter partim, ochraceo-tomentosis.

Long. 13 mm., lat. 3.8.

MINDANAO, Zamboanga Province, Zamboanga, one specimen.

Dark reddish brown, very finely ochraceous-tomentose, indistinct lines on head and thorax; a design of lines on elytra as shown in Plate 2, fig. 1, and isolated areas on the underside denser, dark golden-yellow tomentose; antennae bright reddish, scape and two following joints mottled, remaining joints uniformly ochraceous; prothorax with coarse, irregularly dispersed punctures, which leave a rectangular oblong discal area, on

¹⁸ Aurivillius, *Arkiv f. Zoolog. Stockholm* 8 (1913) 25.

each side of which is an ochraceous stripe; elytra subseriate-punctate, punctures on base of elytra asperate, toward apex finer and more remote; underside with bare brown spots as in *Heteroclytomorpha davoana* sp. nov.

Micromulciber ochrosignatus is closely allied to *M. biguttatus* Pasc.,¹⁹ which occurs also in Borneo, but differs from it in part by the very acutely produced apex of elytra.

Euclea tagala var. *tricolor* var. nov.

A specie typica differt maculis fasciisque omnibus, fascia alba mediana excepta, lateritio-tomentosis.

MINDANAO, Zamboanga Province, Zamboanga (7196).

This striking variety differs from typical *E. tagala* Heller²⁰ by the color of the tomentose markings which is dirty bright red instead of pure white, only the median crossband of elytra being of the latter color.

Agelasta violaceicornis sp. nov.

A. mystica Pasc. affinis, sed antennis articulis, a tertio usque ad septimo, ut in *mystica*, basi albotomentosis, sed reliquis violaceo-pruinosis; prothorace basi apiceque vitta marginali quaque alteracum supra coxas conjuncta, albis; elytris fasciis tribus angustis, scapo vix latioribus, una subbasali, altera mediana, tertia anteapicali, latera versus interrupta, ut femorum dorso, albo-tomentosis, tibiis anticis obscure sanguineis curvatis.

Long. 18 mm., lat. 8.

LUZON, Laguna Province, Los Baños.

It may be possible that a larger series of specimens of *A. mystica* Pasc.²¹ will prove the variability of the white tomentose pattern in this species and that *A. violaceicornis* is only a variety of that species; but the striking violet pruinose antennæ of *violaceicornis* was not mentioned by Pascoe of *mystica*; moreover, the white bands are otherwise placed and the spots between them are wanting. Thorax white only on anterior and posterior margins, elytra close to scutellum at base, with a narrow band in the middle and above the fourth sternite white like the apical border; legs dark reddish brown and violet pruinose; anterior tibiæ curved.

¹⁹ Trans. Ent. Soc. London III 3 (1869) 453.

²⁰ Abh. u. Ber. Mus. Dresden No. 3 (1899) 6.

²¹ Journ. Linn. Soc. London IV 4 (1869) 204.

*Glenea caraga*²² sp. nov. Plate 2, fig. 3.

G. anticepunctata J. Thoms. affinis, ferruginea, capite vitta-que mediana thoracali ochraceo-, vitta frontali maculaque postoculari nigro-, genae thoracis lateribus angulisque posticis ut scutello cretaceo-tomentosis, elytris in dimidia parte basali vix tomentosis, lineis duabus indistinctis, exteriori plus retrorsum extensa, flavo-sericeis, macula dorso-mediana, transverso-elliptica, altera rhomboidali ante-apicali cretaceo-, spatio inter eas latitudine paulo longiore ut parte apicali nigro-velutinis; corpore subter dense cretaceo-, metasterno lateribus episternisque, apice albo excepto, sternito ultimo, apice ferrugineo-penicillato, puncto subapicali, laterali, albo excepto, nigro-, metasterno medio flavido-tomentosis; pedibus testaceis.

Long. 13 mm., lat. 4.

MINDANAO, Davao Province, Davao (7175).

Differs from the closely allied *G. anticepunctata* J. Thoms. chiefly in the following characters: Elytra in basal half hardly tomentose, with two indistinct sericeous stripes, the outer one extending farther behind; shoulders not bordered with black; the ivory, median cross mark not an oblique stripe but an elliptic spot; the following velvety black band on each elytron hardly longer than broad; the apical ivory spot rhomboidal; underside densely white tomentose, only the sides of metasternum and in connection with it the episternum except the white apex, and the last sternite except a white spot on each side, black tomentose; legs fulvous, as in *G. anticepunctata*, but the underside of that species, in contrast to *G. caraga*, is uniformly and delicately grayish pubescent.

Glenea scalaris sp. nov. Plate 2, fig. 4.

Nigra, capite, fronte excepta, prothorace linea mediana basali-que, scutello, fasciis tribus, duabus anterioribus, in elytrorum primo et secundo triente, angustis, ultima latiore, sutura usque ad fasciam tertiam et eacum conjuncta ut corpore subter, albo-tomentosis; palpis, antennis pedibusque fulvis.

Long. 13 mm., lat. 4.

LUZON, Laguna Province, Mount Maquiling (1441).

A dull black tomentose species with fulvous palpi, antennæ, and legs; easily recognizable by the striking pattern of white lines.

²² *Caraga* is a name used by some of the inhabitants of Davao, Mindanao.

CURCULIONIDÆ

LEPTOPSIDINÆ

Celebia philippinica sp. nov.

Niger, subrosaceo albido-squamosa, capite, vertice albo-squamoso excepto, badio-pulverulento, prothorace linea mediana, nigra, denudata; fronte inter oculos convexa, antennis funiculi articulo secundo primo distincte, latitudine sua circiter sesqui longiore, rostro latitudine apicali paulo longiore, vitta dorsali antrorsum attenuata, apice subelevata; oculis fortiter convexis; prothorace longitudine mediana latiore, vitta mediana, denudata, ante medium elongato-impressa, squamulis minutis, breviter ovatis, transversim dispositis, utrinque vitta indeterminata denudata; scutello circulari; elytris latitudine sesqui longioribus, sat rude remoteque seriato-punctatis, spatiis convexiusculis.

Long. (rostro haud computato) 11 mm., lat. 4.3.

MINDANAO, Davao Province, Davao.

This species is of much zoögeographical interest as its genus is hitherto known only from Celebes; the species is closely related to *C. modesta* Faust,²³ from which it differs in having less prominently hemispheric eyes; a broader, glabrous dorsal stripe on rostrum, frons, and thorax; less-rounded sides of elytra; coarser and more remotely punctate striæ; and non-setaceous intervals.

PACHYRRHYNCHINÆ

Pachyrrhynchus bakeri sp. nov.

P. glorioso Faust affinis, cupreo-metallicus, capite pedibusque ignitis, fronte macula mediana, capite rostroque vitta infraorbitali, prothorace utrinque in margine antico macula, in dimidia parte basali vitta, pallide aeruginoso-squamosis; elytris subtiliter, subremote, seriato-punctatis, singulis vittis quatuor, secunda in dimidia parte basali abbreviata, maculisque punctiformibus in medio, inter vittas secundas fascia-transversa, interrupta, formantibus, lineola suturali, apicali corporeque subter, vitta inframarginali in prothorace maculaque subapicali in femoribus, pallide aeruginoso-squamosis; femoribus posticis elytrorum apicem haud superantibus.

Long. 18.5 mm., lat. 6.

LUZON, Mountain Province, Baguio (5538).

²³ Ann. Soc. Ent. Belg. 37 (1893) 421.

This species is so closely allied to *P. gloriosus* Faust that one may be inclined to consider it only as a variety. The different direction of the verdigris green squamose lines, the smaller and shorter thorax, and the shorter hind femora which do not extend beyond the apex of elytra, mark it as a distinct species.

Pachyrrhynchus pavonius sp. nov.

P. gemmato Waterh. subsimilis, maculis ocellatis aliter dispositis, subcupreo-purpureus, rostro vix perspicue punctato, ut capite haud squamoso-maculato; prothorace in angulis anticis macula ocellata, elytrorum simili sed minor, thoraceis marginem anteriorem tangente, altera trigonali, aurata, mediana ad basin; elytris maculis ocellatis 24, cyaneis, anulo viridi, extrorsum aurato circumcinctis, ornatis ac ut in *P. immarginatus* Kr. dispositis, partim inter se fere tangentibus; corpore subter haud punctato, sternito ultimo apice transverse rugoso (δ), prosterno utrinque supra coxa macula ocellata oblonga, altera, minore, laterali, utrinque in metasterno, in sternito primo secundoque et una aurata in meso-episternis; tibiis in parte apicali subflexuosis anticis margine interno granulis setuligeris circiter sex remotis.

Long. 15 mm., lat. 6.

LUZON, Nueva Vizcaya Province, Imugan.

One of the most splendid species of this genus. Elytra with twenty-four blue ocellated scale spots, surrounded like those of peacock feathers by a green and a broader golden ring and arranged as in *P. immarginatus*; thorax with three similar spots, of which the roundish spot at the front angle touches the apical margin; in the middle a single triangular and hardly ocellated basal spot.

Pachyrrhynchus psittaculus sp. nov. Plate 2, fig. 6.

P. psittacino Heller affinis, sed sat dissimilis, nigro-nitidus, elytris maculis oblongis vittisque prasino-squamosis ornatus; rostro impressione dorsali transverse elliptica, haud squamosa, prothorace utrinque margine antico, disco utrinque puncto minuto, basi punctis duabus medianis, majoribus, subter vitta supra-coxali, viridi-squamosis; elytris maculis duabus suturalibus, una pone medium, altera apicali, dein vitta subsuturali in dimidia parte basali in maculis duabus oblongis dissoluta apice cum vitta marginali conjuncta seriâ secunda e maculis duabus formata, vitta submarginali basi apiceque abbreviata, meso-epimeris, metasterni et sterniti primi et secundi lateribus maculaque femorali, subapicali, eadem colore squamosis.

Long. 16 mm., lat. 6.

LUZON, Mount Banahao (8399).

Elytra with characteristic greenish scale markings as follows: Two spots on suture, one in the middle, the other on apex; a twice-interrupted subsutural stripe connected behind with a similar marginal stripe; disk with two oblong spots, one before, the other behind the middle; submarginal stripe abbreviated on base and at apex. In other respects it is very similar to *P. psittacinus*, from which it differs in having the dorsal impression on rostrum well defined, transverse oval, unscaled, and head and prothorax almost imperceptibly remotely punctate. In my single specimen of *P. psittacinus* the triangular, laterally and posteriorly shallow, dorsal impression on rostrum shows the front margin on both sides slightly emarginate and, therefore, the apical part of rostrum feebly bilobed dorsally.

Pachyrrhynchus modestior Behrens var. *transversatus* var. nov., ♀.

A specie typica differt: vittis pallide chloro-squamosis in thorace fascia antemediana, in elytris fascia submediana, ad suturam vix interrupta, conjunctis.

Long. 16 mm., lat. 7.

LUZON, Nueva Vizcaya Province, Imugan.

Like *P. inclytus* Pasc. this remarkable form, with a crossband before the middle of thorax and another very near the middle of elytra, represents only a variety, hardly a local race, of *P. modestior* Behrens. I have not seen it from any other locality than Imugan.

Pachyrrhynchus rugicollis Waterh. var. *aurinius* var. nov.

A specie typica differt: squamulis rosaceo-margaritaceis in loco malchiticis ornatus.

LUZON, Zambales Province, Iba.

As I have enumerated *P. rugicollis* Waterh. in my key of *Pachyrrhynchus* species²⁴ as a green-scaled, mountain species, attention may be drawn to this variety with scales of a rose pearl-shell luster.

Macrocyrtus pseudopolitus sp. nov., ♀.

Nigro-nitidissimus, M. negrito Heller subsimilis sed minor, elytris ante apicem, corpore subter macularum viridi-squamosarum rudimentis; rostro impressione sulcoque mediano dorsalibus; prothorace latitudine longiore, lateribus perpaulo rotundatis, subparallelis, vix perspicue vageque punctato; elytris

²⁴ Philip. Journ. Sci. § D 7 (1912) 310.

breviter ovatis, apice productis, sutura utrinque ante declivitatem subtuberculata, thorace distinctius partem subseriato-punctatis, stria extrema basi margine remota, post coxas posticas marginali ac seriato-punctata; femoribus posticis elytrorum apicem vix attingentibus.

Long. 16 mm., lat. 6.

LUZON.

Because of its glossy black dorsum this species reminds one of *Metapocyrtus politus* Heller,²⁵ though it is allied to *Macrocyr-tus negrito* Heller²⁶ and perhaps in freshly preserved specimens also shows a sparse, bluish, squamigerous marbling on the elytra like that species, but differs from it by the longer, nearly parallel-sided thorax, the triangular dorsal impression of rostrum, the tubercles upon suture before the declivity in the female, and other characters.

Nothapocyrtus basifasciatus sp. nov.

N. chloromaculato Heller affinis, sed major ac angustior, nitidus, obscure rufo-castaneus, elytris fascia basali, gutta utrinque apicali, vitta postmediana marginali, ut corpore subter vitta supra coxas anticas et macula utrinque in meso- et metasterno, cobaltino-squamosis; prothorace vix perspicue punctato elytris elongato-ovatis tenuissime, in dimidia parte posteriore evanescente, duabus externis distinctius, seriato-punctatis; pedibus rufis, femoribus posticis elytrorum apice superantibus.

Long. 11 mm., lat. 4.5.

LUZON, Nueva Vizcaya Province, Imugan.

Allied to *N. chloromaculatus* Heller but slenderer; elytra elongate elliptic, in basal half with four to six rows of fine punctures, in apical half with two distinct punctate submarginal striæ, a broad crossband at base, a small marginal dot behind middle, and a round patch before apex; a stripe above anterior coxæ and sides of metasternum cobalt-blue scaled.

This and the following species are similar in general facies to *N. luzonicus* Schultze.²⁷ The first differs from *N. luzonicus* by the obliterated rows of punctures posteriorly, and the crossband instead of a spot of cobalt blue scales on base of elytra; *N. subpilosulus* differs in having a distinctly punctured prothorax, which shows a central furrow in the basal half and wants the scale spots on elytra mentioned by Schultze.

²⁵ Philip. Journ. Sci. § D 7 (1912) 349.

²⁶ Op. cit. 333.

²⁷ Philip. Journ. Sci. § D 12 (1917) 256, pl. 1, fig. 6.

Nothapocyrtus subpilosulus sp. nov.

Praecedenti, basifasciato, minor, rufo-castaneus, subtilissime parceque albido-pilosus, prothorace distincte punctato, in dimidia parte basali sulco mediano; elytris minus nitidis, maxima latitudine post medium, totis seriato-punctatis, basi apiceque, margine laterali ante et post medium macula, prothorace supra coxas vitta, metasterno utrinque, viridi-squamosis; femoribus ut elytris apice nigricantibus, posticis elytrorum apice superantibus.

Long. 9 mm., lat. 4.

LUZON, Mountain Province, Baguio.

I have only one specimen similar to a small *N. chloropunctatus* before me, from which the green scales may be somewhat worn off; but it is easily distinguished by the distinctly punctate prothorax which shows a central furrow in the basal half, the entirely and distinctly punctate-striate elytra which have their greatest breadth nearer the apex than the middle, and by each puncture bearing a fine whitish hair. The legs are similarly marked. The apices of elytra are black and singly acuminate.

Metapocyrtus pseudomandarinus sp. nov.

Niger lineis pallide chloro-squamosis *M. mandarino* Heller verisimiliter ornatus, antennis, clava nigricante excepta, rufescentibus, rostro latitudine longiore, fortiter punctato, fronte inter oculos oblonga, viridi-squamosa, utrinque carinula supraorbitale determinata; prothorace orbiculari, rude rubruguloso-punctato, linea laterali viridiscenti squamosa, cum anteromarginali conjuncta; elytra breviter ovatis, sat rude irregulariterque, partim subseriato-punctatis, margine basali laterali que viridescenti-squamosis, ad basin et in apice in spatio secundo conducta vitta marginali cum opposita fascia, medio-transversa, conjuncta, hac in disco ramum postrorsum emittente.

Long. 8 mm., lat. 3 ad 3.5.

LUZON, Nueva Vizcaya Province, Imugan (8396).

Resembling *M. mandarinus* Heller; a black species with similar pale green, sometimes with somewhat golden scaled stripes and a small transverse band in the middle of elytra; frons oblong between eyes, bounded on each side by a supraorbital carinula; thorax globose and coarsely punctate, with a central furrow; elytra coarsely and irregularly punctate, the second longitudinal green stripe, in the posterior half of elytra, situated at the middle of elytra, whereas in *M. mandarinus* it is nearer the external border.

Metapocyrtus proteus sp. nov., ♂, ♀.

Aterrimus, prothorace ad angulos plagis (aut annulis), elytris plagis (aut annulis) 22 lineolaque marginali, postmediana, viridi-, viridi-aurato-, aut coerulescenti-squamosis, ornatis; rostro latitudine paulo longiore, crebre punctato, dorso impressione longitudinali, fronte ante macula squamosa, sulco mediano distincto; prothorace subtransverso, globoso, nitido, perremote subtiliterque punctato, sulco mediano basi abbreviato, macula, in angulis anterioribus minore, plerumque subtransversa, posteriore, majore, oblonga; elytris disperse punctatis macularum seriebus transversis quatuor, basali utrinque maculis tres, harum mediana minore ac posteriore, mediana quatuor atque lineola posteriore anteapicali tres, apicali una; corpore subter nigro, nitido, prosterno supra coxas macula, (aut annulo) oblongis, metasterno lateribus maculaque subapicali in femoribus viridi- aut coeruleo-squamosis, his in mare distincte in femina vix elytrorum apice superantibus.

Long. 9 ad 10.5 mm., lat. 4.3 ad 5.5.

LUZON, Nueva Vizcaya Province, Imugan (8408, 8401).

M. proteus var. *annuliger* repraesentant specimina annulis, in loco plagis, ornata (8409, 8411).

A very variable and interesting species which shows how the strange annular scale markings, found also in other genera, for example, in *Alcides semperi*, *Pachyrrhynchus argus*, and *Pseudapocyrtus schadenbergi*, may arise from originally spotted markings by the continual rubbing off of the central part; there are two apparently very different forms: one ornamented with four scale patches on the thorax and twenty-four on the elytra, the other with as many rings of greenish or bluish scales, arranged on the elytra in four cross rows, a basal one with three, the middle ring of which is situated more caudad, the median four externally oblique, the anteapical with three, the apical with two ring markings on each side, but not distinguished from each other by any plastic character. The latter consists in both of rather strong, dense punctures upon rostrum, equally fine and remote on the globular, medially furrowed thorax, and a more distinct, partly striate punctation on the elytra. The hind femora of the female hardly, of the male distinctly, extend beyond the apex of the elytra. One female specimen is abnormal, showing only five funicular joints instead of seven on the right side. This results from the union of the second, third, and fourth joints.

Metapocyrtus pseudoelegans sp. nov., ♂.

Aterrimus, fronte, prothorace margine antico, in parte mediana et utrinque vitta, laterali, elytris maculis similiter ut in *M. eleganti* Waterh. dispositis, margine laterali haud, argenteo-viridi-squamosis; rostro latitudine distincte longiore, sat fortiter denseque punctato, basi haud transverso-tumido, dorso sulco mediano manifesto, utrinque carinula antrorsum divergente; fronte oblonga, medio sulcata, utrinque carinula supraorbitali determinata; prothorace globoso, latitudine distincte longiore, sat remote ac distincte punctato; elytris oblongo-ellipticis, subseriato-punctatis, utrinque basi et ante medium maculis duabus rotundatis, post medium tribus, ad apicem una, corpore subter prosterno margine antico vittaque supra-coxali, metasterno, ut sternito primo, lateribus, femoribus posticis (in mare elytris superantibus) dorso perparce, argenteo-viridi-squamosos; tibiis utrinque minute remoteque granulosis ac parce fusco-pilosis.

Long. 8 mm., lat. 3.

LUZON, Nueva Vizcaya Province, Imugan.

Resembling *M. elegans* Waterh., but slenderer, and differing from it by the longer and stronger rostrum, not transversely swollen at base; the oblong, slightly concave front; the non-granulate but distinctly punctate, oblong globular thorax, the sublateral greenish lateral stripe of which extends from base to beyond middle; and the much finer, hardly seriate-punctate and less convex elytra, the lateral margin of which is unscaled except for the oblong greenish spot, forming the extremity of the third transverse row.

Metapocyrtus rufotibialis sp. nov.

Fuscescenti-niger, maculis lineolisque chloro-squamosis ornatus, antennarum scapo, femoribus basi tibiisque totis, rufis, rostro elytrorumque apice, sed praesertim corpore subter pedibusque, parce albociliatis, rostro latitudine longiore, dense ruguloso-punctato, fronte oblonga, subconcava, squamosa, sulco mediano usque in vertice continuato; prothorace latitudine distincte longiore, lateribus in duabus trientibus basalibus fere parallelis, perremote punctato, dorso in dimidia parte coriario, ante nitido, hic sulco mediano distincto, vitta sublaterali, interrupta, chloro-squamosa; elytris oblongo-ellipticis apice attenuato-productis, seriebus quatuor longitudinalibus maculis, oblongis, chloro-squamosis ornatis, prima, subsuturali macula oblonga basali, altera antemediana lineolaque in triente posteriore, seria secunda (in spatii quarti

loco) maculis tribus, in basi, in primo et secundo quarto longitudinis, tertia, laterali, duabus, deorsum solum anteriore visibile, quarta, marginali, lineola, subbasali, altera, longiore, post medium.

Long. 9 mm., lat. 3.5.

LUZON, Mountain Province, Baguio.

Blackish brown; femora red in basal half, tibiæ entirely so; elytra with four longitudinal rows of greenish scale spots, the subsutural row consisting of two oblong dots and, in the posterior part, of a stripe, the second of three, the fourth and marginal row of two, more or less oblong dots. A peculiarity of this species is that the rostrum, the apex of elytra, the underside of body, and the legs are covered with fine and sparse whitish hairs, and that the prothorax is finely coriaceous in the basal half and shining smooth and furrowed in the middle of its anterior part.

RHYNCHITINÆ

Deporaus nigrifrons sp. nov., ♂.

A. (*Deporaus*) *marginatus* Faust²⁸ valde affinis, sed capite longiore, fronte, nigra, prothoraceque margine antico nigro, exceptis, rufescenti-fulvus; rostro, antennis, meso- et metasterno, pedibus, femoribus basi fulva excepta, elytris, singulis plaga, oblonga, in dimidia parte basali excepta, ut pygidio, nigris, his praesertim in dimidia parte apicali griseo-pubescentibus.

Long. 5 mm., lat. 2.

LUZON, Laguna Province, Los Baños.

Very similar to *Deporaus marginatus* Faust from Calcutta, but distinguished by the different coloration, the longer head, the stronger antennæ, and the much more finely punctured rows on elytra. Rostrum of male somewhat obtuse-angularly bent downward, above insertion of antennæ with a slight indication of a divided dorsal nodosity; third joint of funicle rather longer than fourth, sixth and seventh equal, gradually passing over into the club; thorax subconical, somewhat more densely punctured than in *D. marginatus*; elytra nearly twice as long as broad, finely punctate-striate, the diameter of punctures much less than the breadth of intervals; underside finely, meta-episterna more densely, yellowish white pubescent; first tarsal joint as long as the two following together.

²⁸ Ann. Mus. Genova 34 (1894) 168.

Deporaus galerucoides sp. nov., ♂.

Niger, capite, antennis, prothorace, elytris, sutura nigra margineque laterali exceptis, pedibusque fulvis; rostro leviusculo, in parte basali utrinque seria una punctorum, fronte distincte punctata, capite ad oculos longitudine latiore; prothorace transverso, maxima latitudine in medio, lateribus aequaliter rotundatis, sat crebre punctato, sulco mediano tenui; scutello quadrato, nigro, punctato; elytris sat tenuiter seriato- (vix striato-) punctatis, punctis retrorsum decrescentibus; pygidio apice utrinque subrufomaculato.

Long. 7 mm., lat. 2.2.

LUZON, Isabela Province, San Luis (*C. R. Jones*), Bureau of Science accession No. 15484.

Mesosternum, metasternum, and abdomen black; head, thorax, and legs reddish yellow; elytra, except blackish lateral margin and suture, straw yellow; grizzly pubescent throughout; rostrum distinctly seriate-punctate on each side of base only; antennæ yellow, third joint of funicle as long as the two preceding together, the penultimate shorter than the last; head nearly twice as long as broad at the eyes; prothorax a little broader than long (27:25), with a fine median furrow, coarsely and closely punctured; scutellum quadrate, punctate, and black; elytra finely seriate-punctate, the punctures at base and toward apex obsolete, fifth stria impressed at base; pygidium shining, distinctly punctured only at base, in the apical half with an oblong reddish marginal spot; meta-episterna along upper margin with a series of coarse punctures.

Deporaus galerucoides var. *uniformis* var. nov.

Differt a specie typica, abdomine ferrugineo, elytris unicoloribus testaceis (Bureau of Science accession No. 14788).

Several specimens, coming from the same locality as the typical species, differ by a rust-brown abdomen and unicolored testaceous elytra, and these represent the variety *uniformis*.

Deporaus nigricornis sp. nov.

Testaceus, flavo-pubescent, antennis nigris, tibiis tarsisque infuscatis; rostro prothorace aequilongo, dorso in dimidia parte basali seriebus duabus punctatis, antrorsum paulo divergentibus, capite latitudine (ad oculos) longitudine fere aequali; antennis nigris, ante rostri medium insertis; prothorace crebre subruguloso-punctato, latitudine perpaulo longiore; scutello subrectangulari-rotundato transverso; elytris seriato-punctatis, interstitiis vix punctatis; corpore subter subtilissime punctato.

Long. 4.5 mm., lat. 1.8.

LUZON, Laguna Province, Mount Maquiling.

Pale brownish yellow, pubescent, antennæ black, tibiæ and tarsi infuscate; rostrum as long as head, in the basal half with two series of punctures which are convergent in front; antennæ inserted before the middle of rostrum, not quite twice as long as rostrum, third joint longer than second and fourth, eighth shortest, club as long as the basal five joints together, its apical joint a little longer than its first joint; head as long as broad at base, frons finely punctate; prothorax as long as broad, narrower at front margin than at base, rather densely punctate, with a fine middle line; scutellum somewhat transversely rectangular; elytra seriate-punctate, intervals hardly perceptibly punctate; first joint of posterior tarsi as long as the two following together, second triangular in outline, a little longer than broad (7 : 6); propygidium indistinct and remotely transverse-granulate.

Deporaus exophthalmus sp. nov.

D. nigricorni, praecedenti, affinis sed major, colore plus saturate testacea, capite prothoraceque subferrugineis, antennis nigris, tibiis tarsisque haud infuscatis; capite ad oculos longitudine plus sesqui latiore, fronte sat fortiter punctato; prothorace crebre ruguloso-punctato, carinulis duabus baseo-marginalibus, linea mediana, impressa, tenuissima; scutello subtrapezoidali, transverso, margine apicali sinuato; elytris sat crebre fortiterque subruguloso-punctatis; pedibus concoloribus, tarsis posticis articulo primo duobus sequentibus unitis distincte longiore.

Long. 5.5 ad 6 mm., lat. 2.3 ad 2.5.

LUZON, Laguna Province, Los Baños, Mount Maquiling, and Mount Banahao (4424, 1382).

Like the preceding unicolorous testaceous, only the antennæ black, head and prothorax of a more ferruginous tone; head broader, one and one-half times as broad at eyes as the distance between basal constriction and front edge of eyes; prothorax strongly rugulose-punctate, with two marginal carinulae at base and a very finely impressed median line; intervals of the seriate-punctate elytra finely but distinctly rugulose-punctate; hind tibiæ slightly curved, the intermediate more so, first joint of posterior tarsi distinctly longer than the two following together.

The four preceding species of *Deporaus* are closely related to *D. marginellus* Faust., formerly placed by me under the sub-generic name *Arodepus* Heller in litt.

Deporaus dimidiatus sp. nov.

Ferrugineus, fulvo-, aut praecipue abdomine, griseo-pubes-cens, antennis, rostro, tibiis elytrorum femorumque praesertim posticorum dimidia parte apicali, nigris, pygidio, propygidio, abdomineque plus minusve nigricantibus, partim obscure sanguineis; capite inter stricturam basalem et marginem anteriorem ocularem longitudine paulo latiore; prothorace sat dense minute-que punctato, linea mediana impressa, tenuissima; scutello rotun-dato-transverso; elytris latitudine plus sesqui longioribus (1 : 1.6), punctato-substriatis, punctis sat manifestis, in dimidia parte apicali minoribus, spatiis subtiliter punctatis, extrinsecus subcostulato-declivibus, carinula suturali tenui, pone scutellum opposita confluenti; tarsorum posticorum articulo primo duobus sequentibus unitis longiore.

Long. 4, mm., lat. 1.5.

LUZON, Laguna Province, Mount Maquiling.

Similar to *D. nigrifrons*, but smaller and narrower; elytra pro-portionately longer in basal half, entirely ferruginous; rostrum, tibiae, and apex of femora, especially the posterior, blackish; antennae and apical half of elytra black, the latter strongly sub-striate in basal half, gradually more finely punctate in apical half, the intervals distinctly punctate, chiefly on outer edge sub-carinate, sloping, the suture with a fine carinula which is confluent behind scutellum; propygidium rather densely punctate, pygi-dium more remotely so; underside ferruginous, abdomen blackish, sides of first and penultimate sternites (the last nearly entirely), propygidium, and pygidium dark reddish brown; first joint of posterior tarsi longer than the two following together.

HYLOBIINÆ

Scaphostethus cylindricollis sp. nov. Plate 2, fig. 7.

Scaphostethus tuberculicollis Faust²⁹ similis, badio tomentosus, tuberculis concolore setosis; prothorace lateribus perfecte cylin-dricis, ante apicem subconstrictis, disco ante medium utrinque tuberculo rotundato majore; scutello oblongo, postrorsum dila-tato, albido setoso-squamoso; elytris prothorace fere duplo latio-ribus, latitudine sesqui longioribus, remote seriato-punctatis (solum ad locos denudatos observandum), spatio secundo tuber-culis quinque majoribus, duobus approximatis, subbasalibus, uno

²⁹ Hor. Soc. Ent. Ross, 24 (1890) 469. The species is described as a *Niphades*, but belongs to *Scaphostethus* Roel.

mediano, alteris duobus postmedianis spatio quarto tuberculis 5-6 minoribus inter se sat aequaliter distantibus, tuberculis ad declivitatem partim albido setosis; corpore subter vix, metasterno lateribus punctis paucis rudis; tibiis anticis in dimidia parte apicali subdilatis.

Long. 10 mm., lat. 4.8.

LUZON, Bataan Province, Mount Limay: Tayabas Province, Malinao.

The Chinese species *Scaphostethus tuberculicollis* Faust, from Kau-en, is so similar to this new species that it may be confounded with it, but the elytra of the latter are shorter and broader and the sides of thorax are nearly straight and parallel. Antennæ dark red, second joint of funicle longer than the thickened first, the four apical ones thicker than long, the seventh joined with the subcylindric club; femora and tibiæ hardly (in *tuberculicollis* very coarsely) punctured, the first whitish setaceous, the last slightly dilated toward apex.

ALCIDINÆ

Alcides (*Metallalcides*) *chalcomorphus* sp. nov., ♀.

Viridi-metallicus, antennis tarsisque nigris; prothorace pedibusque subaenescenti-micantibus, illo in angulis quatuor et in angulo scutellari, ut elytris singulis ad basin, macula, illis praeterea fascia mediana, lata, ad suturam subproducta lunulaque subapicali subtiliter griseo-piloso-tomentosis.

Long. 11 mm., lat. 4.5.

MINDANAO, Surigao Province, Surigao.

This species belongs to the metallic, shining forms for which I have proposed, for practical reasons, the subgeneric name *Metallalcides*.³⁰ It shows a bright metallic green color, somewhat coppery on thorax and legs. Antennæ and tarsi black; prothorax with rather scattered, finer punctures, on each side, near the anterior and on the posterior angles, there (only partly visible from above) with a grayish tomentose spot, a fifth smaller one on the scutellar lobe; elytra hardly twice as long as broad (1:0.6), with a subtransverse, roundish, slightly impressed spot near base, extending from the middle of second interval as far as fifth stria, a broad median band the front border of which is sinuate on each elytron and coincides externally with the middle of meta-episterna; a subapical bond, in front concave

³⁰ Stettin. Ent. Zeit. (1917) 215.

lunulate, tomentose like the thoracic spots; hind border of the grayish crossband concave, beginning externally above posterior edge of second sternite; punctures of punctate series remote, much serried on the tomentose parts of elytra; second and ninth series extending nearly to apical margin, approaching each other on apical part, third and eighth series confluent at apex; venter shining, scarcely punctate, middle of first sternite more distinctly and remotely punctate, middle of prosternum, entire mesosternum, medially swollen metasternum, and first, third, fourth, and fifth sternites grayish pubescent on the sides; tooth of intermediate and posterior femora on its distal edge minutely bi- or tridenticulate; anterior tibia with a strong tooth behind the middle of its inner edge.

Alcides aeratus sp. nov., ♂.

Nitido-aeneus, prothorace, similiter ut in praecedenti, maculis punctiformibus, sed densius ac albidotomentosis, elytris 15 similibus atque duabus minimis apicalibus, ornatis, una suturali in primo triente, utrinque duabus subsuturalibus ad declivitatem, una basali, inter striam tertiam et sextam, altera, subtransversa, spatium 3 ad 6 occupante, et tribus marginalibus, in primo, secundo et tertio triente; striis omnino punctis aequaliter dense seriatis; corpore subter ut in *chalomorpho*, sed densius ac albido-tomentoso.

Long. 9.5 mm., lat. 4.5.

MINDANAO, Surigao Province, Surigao.

Shining bronze-colored; antennæ and tarsi black; prothorax similar to *Alcides chalomorphus*, but five tomentose spots white and a little more strongly punctate; elytra with fifteen similar spots and two very minute apical spots, a large one on each side at base between third and sixth striæ, three smaller submarginal spots in the first, second, and third intervals, two subsutural ones on the declivity, one in the disk on third, fourth, and fifth intervals, and a common, somewhat larger one in the first third of suture; punctures of elytral series equidistantly approximate on the tomentose parts only, the same as in *Alcides chalomorphus*, ninth and tenth stripes much more impressed at base than in this species; on the underside those parts are white tomentose, but the metasternum has a white lateral spot in the posterior half only; femora dentate as in *A. chalomorphus*, the inner edge of intermediate tibiæ slightly enlarged in the first third.

*Megarhinus*⁸¹ *validirostris* sp. nov.

Niger, nitidus, oculis planiusculis, rostro sat curvato, latitudine apicali vix duplo longiore, creberrime, basin versus paulo remotius punctato, antennis funiculi articulo secundo crassitudine distincte longiore; prothorace crebre granuloso, in dimidia parte basali carinula mediana, post attenuata; scutello subquadrato-rotundato, margine basali concavo; elytris spatiis subgranulosis, parce subtilissimeque fulvo-pilosis; tibiis anticis in dimidia parte apicali abrupte dilatatis.

Long. 3 mm., lat. 2.

MINDANAO, Agusan Province, Butuan.

The short and thick rostrum, which is more than usually curved and twice as long as broad at apex, and the anterior tibiæ, which are dilated in the apical half, distinguish this black species from the others. Second joint of funicle longer than thick; thorax finely rugose-granulose, one-half broader than long, in the basal half with a median carinula obsolete toward base; pygidium coarsely and densely punctate; venter plumose-squamose; tibiæ with strikingly coarse and dense punctures.

Megarhinus *curvipes* sp. nov.

M. carinicolli Heller affinis, sed major, oculis minus convexis, rostro longiore, nitido, minus dense punctato; antennis funiculi articulo secundo conico, crassitudine distincte longiore; prothorace carina mediana in dimidia parte basali distincta, granulis, partim transverse confluentibus obsitis, apicem versus evanescentibus; elytris subrufescentibus, spatiis extrinsecus carinato-declivibus, subtilissime granulatis; tibiis anticis intermediisque curvatis, illis in triente basali intus dentatis; corpore subter parce stramineo-plumoso-squamoso.

Long. 5.5 mm., lat. 3.

MINDANAO, Zamboanga Province, Dapitan (4513).

Allied to *M. carinicolli* Heller⁸² except that the rostrum is less densely punctate, not rugose-punctate, and as long as thorax, and the eyes are flatter. Second joint of antennæ distinctly longer than thick; thorax finely, partially confluently granulated, anterior margin nearly smooth; anterior and intermediate tibiæ curved, the first dentate in the basal third.

⁸¹ Lacordaire remarks that this name, being preoccupied, is unavailable in modern usage since Saint-Fargeau had established, in 1825, a genus of Diptera *Megarhina* which, however, is synonymous with *Rhamphidia*.

⁸² Philip. Journ. Sci. § D 10 (1915) 227.

*Menechirus*³³ *fuscodorsalis* sp. nov.

M. oculato Hartm. paulo major ac convexior, avellano, elytris plaga communi dorsali prothoraceque lateribus brunneo-squamosis; rostro prothorace paulo, latitudine dorsali triplo longiore, dense squamoso, dorso deplanato; antennis funiculo sat crasso brevique funiculi articulo secundo primo brevior, quinque sequentibus distincte transversis; prothorace transverso-subconico, margine antico in medio tuberculis duabus minutis, disco, ante medium, duabus majoribus nigro-velutinis; scutello subelongato-rotundato, ut elytrorum margine basali, inter striam tertiam, pallide ferrugineo-squamoso, elytris latitudine longitudine aequali, spatiis alternatis subconvexioribus, plaga dorsali, acuminato-ovata, inter striam secundam et quartam, ramo, quadrato, basin attingente; corpore subter stramineo-squamoso; femoribus, praesertim anticis fortiter incrassatis.

Long. 7.3 mm., lat. 5.

LUZON, in seeds of *Eugenia suborbicularis* imported from Port Darwin, Australia, Bureau of Science accession No. 2121 (A. G. Bellis).

A hazel-colored species with a brown, common, dorsal patch upon the elytra which extends between the second and fourth striae to the base; sides of the nearly conical thorax brown; alternate intervals of elytra slightly more convex; anterior femora strongly incrassate.

COLOBODES, DERETIOSUS, AND APRIES

Pascoe³⁴ has given a key of the genera allied to *Chaetotectorus* to which he added later³⁵ the genus *Apries* Pasc. He thus confused at once Lacordaire's definition of "Cryptorhynchides vrais"³⁶ which were differentiated from the three other "Sous-Tribus" by the rostral canal being delimited behind by the mesosternum, because in *Apries* it is delimited by the metasternum, which is moreover produced between the coxæ into a nodose process. A. M. Lea also neglects Lacordaire's definition to the extent of arranging *Deretiosus*, which is without a mesosternal

³³ This genus was established by Hartmann on a Papuan species. The new species imported into the Philippine Islands from Australia agrees with it, except in the formation of the antennæ, and therefore the characters of the genus must be extended; moreover the anterior coxæ are remote in both species and so it seems better to place it in the Haplonychidae. *Menechirus* represents a *Haplonyx* with two unguiculi.

³⁴ Trans. Ent. Soc. London (1870) 478.

³⁵ Journ. Linn. Soc. 11 (1871) 196.

³⁶ Genera Coléop. 7 (1866) 50.

receptacle, among the "Cryptorhynchides vrais."³⁷ Pascoe³⁸ himself placed this genus at first in the Ithyporides, later³⁹ in the "Genera incertae sedis." Finally, J. Faust⁴⁰ has described a new species of *Apries*, *histrion*, from Burma, but without mentioning the aberrant formation of its rostral canal, limited behind (similar to *Mecistocerus*) by the metasternum which forms a sinuate edge between the intermediate coxæ and, therefore, this species could be classified by others with more right as of the Sophrorhinides; but in the latter tribe the rostral canal is limited laterally by two lamellæ on each side, one on the prosternum behind the coxæ, and the other on the mesosternum.

All these facts, and a series of Philippine genera, partly related to *Deretiosus* and partly to *Colobodes* and *Apries*, have brought me to the opinion that departure from Lacordaire's arrangement, without resynopsizing the genera, is not to be recommended, as it would only augment the confusion in this difficult chapter of taxonomy; it is impossible to treat the genera mentioned without considering their relation to others. Therefore, I give here a preliminary key of the genera which belong partly to the Ithyporides and partly to the Sophrorhinides, Lacordaire's two "Sous tribus," which are hardly to be separated even in the sense in which that meritorious author separates them.

Key of genera allied to Colobodes, Deretiosus, and Apries.

Neither the postcoxal part of prosternum nor the sides of metasternum with a lamella limiting the rostral canal laterally as is the case in *Mecistocerus*.

*a*¹. Ocular lobes distinct (indistinct only in *Thisus* Pascoe).

*b*¹. Anterior coxæ remote.

*c*¹. Intercoxal process of metasternum between the intermediate coxæ slightly declivous, passing off into a plane with the mesosternum. Funicle of antennæ 7-jointed.

*d*¹. Intercoxal process of mesosternum narrower than the diameter of intermediate coxæ.

*e*¹. Femora strongly clavate and dentate, almost extending beyond the fourth sternite.

*f*¹. Scutellum bare.

*g*¹. Rostrum more than four times longer than thick, apex of scrobes not visible from above and nearer to the middle than to the apex..... *Colobodes* Boh.

*g*². Rostrum shorter, apex of scrobes visible from above.

Eucolobodes g. nov.

*f*². Scutellum tomentose..... *Deretiosomimus* g. nov.

³⁷ Journ. Linn. Soc. New South Wales 34 (1909) 593.

³⁸ Journ. Linn. Soc. 11 (1871) 184.

³⁹ Journ. Linn. Soc. 12 (1873) 192.

⁴⁰ Ann. Mus. Geneva 34 (1894) 286.

- e*². Femora linear or hardly clavate, minutely dentate.
- h*¹. Tibiæ not dilated toward apex..... Solobrachus Desbr.
- h*². Tibiæ dilated toward apex, outer margin angulate near base.
Perrhaebius Pasc.
- d*². Intercoxal process of mesosternum at least as broad as the diameter of coxæ.
- i*¹. Exterior angle of posterior coxæ distant from lateral margin of elytra.
- j*¹. Scutellum bare, tarsi slender..... Brachycolobodes g. nov.
- j*². Scutellum tomentose; second and third joint of tarsi trapezoidal, transverse..... Colobodellus g. nov.
- i*². Exterior angle of posterior coxæ touching the lateral margin of elytra; scutellum very minute..... Systaltopezus Faust.
- c*². Intercoxal process of metasternum steeply declivous between the intermediate coxæ, but neither forming a sharp transverse margin nor a nodose process between the intermediate coxæ; scutellum always tomentose.
- k*¹. Funicle 7-jointed.
- l*¹. Thorax more or less conical, broadest at base, lateral margin not edged.
- m*¹. Posterior femora not extending beyond second sternite; tibiæ compressed and slightly enlarged toward apex.
Lobocodes g. nov.
- m*². Posterior femora extending beyond second sternite; tibiæ not distinctly compressed, mostly attenuate toward apex.
Ocoblodes g. nov.
- l*². Thorax not conical, sides rounded or more or less parallel in basal half, contracted anteriorly.
- l*³. Lateral margin of thorax edged, thorax and elytra strongly nodose or cristate..... Dereticus Pasc.
- l*⁴. Lateral margin of thorax not edged.
- k*². Funicle 6-jointed..... Eprias subg. nov.
- c*³. Intercoxal process of metasternum forming an acute transverse, slightly sinuate edge between the intermediate coxæ.
- k*³. Funicle 6-jointed..... Micrapries g. nov.
- k*⁴. Funicle 7-jointed..... Parapries g. nov.
- b*². Anterior coxæ closely approximate or contiguous.
- n*¹. Antennæ inserted nearly at apex of rostrum; posterior femora clavate, extending beyond apex of elytra; scutellum very minute, transverse..... Amphialus Pasc.
- n*². Antennæ inserted nearly at middle of rostrum.
- o*¹. Femora dentate, ocular lobes indistinct but ciliate.... Thisus Pasc.
- o*². Femora not dentate..... Byrsia Pasc.
- a*². Ocular lobes absent.
- p*¹. Anterior coxæ distant; metasternum vertically declivous; rostrum robust, slightly curved, cylindrical..... Dinapries g. nov.
- p*². Anterior coxæ approximate; antennæ inserted near apex of rostrum, the latter squamose to apex..... Nannocolobodes g. nov.
(Here belong also the genera *Lybaeba* and *Emide* Pasc.)
- c*⁴. Intercoxal process of metasternum forming an anteriorly produced nodose process between the intermediate coxæ..... Apries Pasc.

TYPICAL SPECIES OF THE PRECEDING GENERA

- Colobodes billbergi* Boh. Schh. Gen. Curc. 4 (1837) 466; described from Java, occurring also in Cambodia, Borneo (Sarawak), and Mindanao, there collected by W. Micholitz at Davao (Dresden Museum).
- Eucolobodes horribilis* sp. nov.; Borneo.
- Deretiosomimus angulicollis* sp. nov.
- Solobrachus acalloides* Desbr., Compt. Rend. Soc. Ent. Belg. 35 (1891) cclx; Benguet, Luzon.
- Perrhaebius ephippiger* Pasc., Journ. Linn. Soc. 12 (1873) 34; New Guinea (Dorcy) Aru, Macassar, and Morotai.
- Brachycolobodes undulatus* sp. nov.; Sumatra.
- Colobodellus alboscuteclatus* sp. nov.; Mindanao.
- Systallopezus nodosus* Faust, Deutsche ent. Zeit. 31 (1887) 174; Amur.
- Lobocodes turbatus* Faust, Ent. Zeit. Stettin 53 (1892) 210; New Guinea (described as a *Colobodes*).
- Ocoblodes lineola* sp. nov.; Luzon and Mindanao.
- Deretiosus aridus* Pasc., Journ. Linn. Soc. 11 (1871) 185; New Guinea and Ceram.
- Eprius vana* sp. nov.; Mindanao.
- Micraprius nanna* sp. nov.; Luzon.
- Paraprius histrio* Faust, Ann. Mus. Genova 34 (1894) 286; Burma (described under *Aprius*).
- Amphialus turgidus* Pasc., Ann. & Mag. Nat. Hist. V 11 (1883) 127; Ceylon.
- Thisus biguttatus* Pasc., Ann. Mus. Genova II 11 (1885) 250; Sumatra.
- Byrsia cerata* Pasc., Ann. & Mag. Nat. Hist. V 12 (1883) 96; Queensland.
- Dinaprius salebrosa* sp. nov.; Sumatra.
- Nannocolobodes mus* sp. nov.; Basilan and New Guinea.
- Aprius eremita* Pasc., Journ. Linn. Soc. 11 (1871) 196; Batjan.

CRYPTORHYNCHINÆ

Genus **EUCOLOBODES** novum

Corpus latiusculum tomentosum. Rostrum validum, prothorace brevius, cylindricum, apicem versus subincrassatum, scrobibus apice deorsum visibilibus, basi ad oculum sulco glabro separatum. Antennae apicales, funiculo 7-articulato. Prothorax latitudine longior, lateribus in fronte subrotundato-convergentibus, lobis ocularibus obsoletis. Mesosternum processu intercoxali declivi metasternali aequo. Scutellum distinctum, glabrum. Elytra prothorace multo latiora, basi utrinque subproducta, angulis humeralibus rectangulariter rotundatis. Femora subclayata dentata. Tibiae subcompressae, basi flexuosae. Sternitum secundum duobus sequentibus (in linea mediana) aequilongum.

Typus, *Eucolobodes horribilis* sp. nov.

Eucolobodes horribilis sp. nov.

Robustus, niger, antennis sanguineis, corpore supra lurido-, elytris in dimidia parte apicali isabellina-, vertice linea mediana pallida excepta prothorace apice, bi-penicillato, fasciculis duabus

discalibus, elytris fascia submediana, intra striam secundam usque ad basin producta, margine postico concavo; anguste velutino ut femoribus in parte mediano tibiisque in parte basali plus minusve nigricante-tomentosis; spatio secundo in quinta parte basali elevato ac pallidiore, intra linea nigro-velutina determinata, aream baseo-suturalem, subrotundatam circumcingente, linea altera nigro-velutina, transversa, plus minusve interrupta, fere suturae medio incipiente et meta-epimera versus currente; scutello obscure sanguineo, subbituberculoso, nitido-glabro; abdomine ochraceo-tomentoso, squamulis separatis transverse remote seriatis, majoribus.

Long. 8.5 mm., lat. 4.5.

BORNEO SEPTENTRIONALIS, C. Wahnes leg. ex coll. W. Müller; Kinabalu, altitudine 1,500 meter (H. Rolle, Berlin vend.) in Mus. Dresden (olim borneonensis Heller in litt.).

A robust, dorsally isabelline, tomentose species of very distinctive appearance, with a broad, blackish crossband near the middle of elytra, which is bordered on its posterior margin by a fine, velvet black line and produced in front to the scutellum, where it is enlarged to a roundish area, encircled by a velvet black line which is limited on each side by the elevated and pale tomentose base of the second interval. Rostrum stout, densely and finely punctured; prothorax a little longer than broad, sides in the basal half nearly parallel, the apex blackish and like the disk bearing two black tufts; elytra much broader than prothorax, its base truncate, slightly produced inward, one and one-third times longer than broad, hardly perceptibly striate on the anterior part, and at the sides more distinctly so, the black crossband large, its posterior margin concave, velvet black bordered and crossing the middle of the suture, a similar black, but often interrupted, velvet line before the anterior margin of crossband, this line diverging to posterior margin of the latter, which is concave behind; femora more or less nebulous black on the middle part, but the tooth always pale tomentose; tibiae on the basal half blackish and there subsinuate on inner edge.

In consequence of the velvet black lines, of which those on the base of elytra encircle a roundish sutural area, *E. horribilis* recalls *Colobodes ornatus* Roelofs⁴¹ from Japan, but in the latter species the antennal furrow is not visible from above and the antennae are inserted nearer to the middle than to the apex of rostrum.

⁴¹ Ann Soc. Ent. Belg. 18 (1875) 155.

Genus DERETIOSOMIMUS novum

Corpus squamosum supra tuberculosum. Rostrum thorace fere aequilongum, apice glabro, subdepressiusculo, basi utrinque ad oculum foveola glabra transversa. Antennae funiculo 7-articulato. Prothorax transversus, abrupte constricto, penicillato-tuberculato, lobis ocularibus explicatis. Coxae anticae remotae. Mesosternum processu intercoxali parum declivi, processu metasternali aequo ac coxarum diametro angustiore. Scutellum tomentosum. Elytra basi truncata, prothorace latiora, penicillato-tuberculata. Femora clavata. Sternitum secundum duobus sequentibus unitis longius.

Typus, *Deretiosomimus angulicollis* sp. nov.

Deretiosomimus angulicollis sp. nov.

D. arido Pasc.⁴² multo minor ac plus elongato, fusco-variegatim lurido-squamosus, elytris tuberculis lutescenti-penicillatis obsitis, ante declivitatem linea transversa albo-squamosa litera M-simili; antennis ferrugineis, funiculi articulo primo incrassato, secundo, tenuiore, aequilongo, tertio quarto haud longiore, crassitudine fere aequilongo; prothorace transverso (5 : 7) crebre punctato, lateribus in duabus trientibus basalibus rectis, parallelis, in fronte fere rectangulariter abrupte constrictis, angulis submedianis ut disco utrinque penicillatis; scutello convexo, suborbiculari, fusco-tomentoso; elytris tenuiter sed distincte punctato-striatis, spatio secundo ante medium et in medio, spatio quarto in prima secunda, tertia et quarta parte, sed hic minus, penicillato-tuberculatis, femoribus gracilioribus ac plus clavatis quam in *arido*, ut tibiis in medio infuscatis.

Long. 5 mm., lat. 2.8.

LUZON, Laguna Province, Los Baños.

Easily distinguishable from *D. aridus* Pasc.⁴³ by the angulate sides of the densely punctate prothorax, which are straight and parallel in the basal half, and abruptly constricted in front. Color of scaling luteous, blackish variegate, lateral margin at the base, the penultimate interval in the middle with a single black dot, the seventh in the apical half with a row of blackish dots, before the declivity with an M-shaped white scale line, similar to *aridus*; prothorax on the disk and on the front margin with two tufts of erect brownish scale bristles, on the lateral angles with a less developed one; elytra finely but distinctly

⁴² Journ. Linn. Soc. 11 (1871) 185.

⁴³ Loc. cit.

punctate-striate, intervals as in *aridus*, penicillate-tuberculate, the femora slender and more clavate and, like the tibiae, infuscate in the middle.

Deretiosomimus angulicollis subsp. *lactifrons* subsp. nov.

Praecedenti habitu simillimo, sed fronte eburneo-, elytris vix nigricante-variegatis, unicoloribus, luteo-squamosis, spatiis lateralibus totis, sutura spatiisque dorsalibus praecipue in parte apicali squamulis setiformibus erectis sat dense seriatis.

Long. 5.2 mm., lat. 2.5.

LUZON, Nueva Vizcaya Province, Imugan.

Nearly identical in size, general facies, and color with *D. angulicollis*, but the front strikingly milk-white squamose; elytra proportionately narrower, not quite parallel-sided, but slightly enlarged in the second third; suture and lateral intervals along the whole length, the dorsal intervals, especially in the apical third, set with erect, strong scale bristles which are only a little shorter than on the callosities.

Further material may perhaps prove that this form merits the status of a distinct species, since the single specimen before me is dirty, and not nearly so well preserved as the fine specimen of *D. angusticollis*, which shows no rows of erect and rather densely seriate scale bristles on suture and on intervals.

Solobrachus modestus sp. nov.

Ferrugineus, omnino isabellino-⁴⁴ prothorace disco macula trapeziforme elytrorumque apice nigricanti-squamosis, parce erecteque infuscato-setoso-squamosus, rostro in dimidia parte basali substriatim ruguloso, apice sat crebre subtiliterque punctato; antennis fulvis, scapo oculus haud attingente, funiculi articulo primo incrassato, secundo fere aequilongo, 3. ad 7. submoniliformibus, clavam versus crassioribus; prothorace transverso, maxima latitudine ad basin, lateribus antrorsum subrotundato-convergentibus, ante medium subconstrictis, disco margineque apicali utrinque setulis nigricantibus, subpenicillatim acervatis; scutello oblongo-ovato, ferrugineo, glabro; elytris latitudine sesqui longioribus, subtiliter punctato-striatis, spatiis alternatis ad basin convexioribus hic, spatio secundo etiam in medio, setis nigricantibus seriato-acervatis; corpore subter minus dense ac squamulis majoribus obtecto.

Long. 5.3 mm., lat. 2.8.

LUZON, Mount Banahao.

⁴⁴ Saccardo, *Chromotaxie*, Patavii (1894) pl. 1, No. 8.

Nearly allied to *Colobodes fallax* Faust, but besides the different color, distinguished by the oblong (in *fallax* quadrate) scutellum and the elytra which show in the intervals, except in the middle of the second interval, where there is a row of dense blackish bristles, a sparser accumulation of black, remote, seriate, perpendicularly erect (not flat as in *fallax*) bristles, which form at the base of the second and fourth intervals a simple crestlike row, instead of a scaled pustule as in *fallax* Faust. Hind femora hardly reaching beyond the third sternite; claw-joint smooth as in *fallax*.

Perrhaebius ⁴⁵ *x-album* sp. nov. Plate 2, fig. 9.

Elongatus, nigro-opacus, prothorace maculis tribus basalibus, elytris in quarta basali signatura, communi, X-forme, fasciaque in secundo triente, partim in punctis dissoluta, ut corpore subter, femoribus tibiisque praesertim nigris, exceptis, cinereo-squamosis; rostro parte apicali nudo, sat fortiter punctato, parte basali griseo-squamoso, carinulis dorsalibus quinque; antennis subrufescentibus, funiculi articulo primo longitudine crassitudine aequali, secundo elongato-conico, reliquis transverso-moniliformibus, singulis clavam versus crassitudine crescentibus; prothorace fasciculis nigro-squamosis sex (duabus apicalibus quatuorque seria mediana transversa formantibus; scutello oblongo, nigro-glabro; elytris spatio, secundo quartoque pone basin et in medio, priori praeterea in triente apicali, posteriori in apice subcalloso, nigro-fasciculatis, sutura in triente mediano punctis nigro-velutinis remotis; femoribus basi tibiisque apice macula, tarsis totis, ut corpore subter, cinereo-squamosis.

Long. 10.5 mm., lat. 5.

LUZON, Mountain Province, Baguio.

Dull black; three basal patches on prothorax, an X-shaped mark in the first fourth of elytra, extending on each side to seventh stria, and a transverse row of partly confluent spots before the declivity, the underside for the most part ashy scaled, except for the black femora and tibiae, scape of antennae not reaching eye, first joint of funicle as long, second hardly twice as long as thick, the following spheric; club short oval, slightly longer than thick (17 : 14); prothorax coarsely punctate, with a shallow longitudinal impression in the middle and six black fascicles, two in front, the others forming a medial transverse row; scutellum black and smooth, somewhat longer than broad,

⁴⁵ Pascoe, Journ. Linn. Soc. 12 (1873) 34.

with parallel sides, basal margin notched; elytra with three or four black brush spots on the second and fourth intervals, the suture in the posterior half with velvet black spots.

Perrhaebius delicatus sp. nov. Plate 2, fig. 10.

Oblongus, niger albido-squamosus, elytris basi margineque laterali, linea frontali maculisque supra-orbitalibus, ut femoribus, macula fuscescenti mediana excepta, rosaceo-, capite, elytris, fascia mediana utrinque attenuata trienteque apicali, praecipue fusco-squamulosis, sutura spatioque secundo et quarto, in fasciae medianae vestigio, penicillis 2 vel 3 nigro-, in parte basali singulis uno albido-, in elytrorum parte declivi 1 vel 2 nigro-squamosis; prothorace transverso, semielliptico, margine antico utrinque squamulis nigricantibus setiformibus acervatis, dorso seria transversa e tuberculis quatuor obsoletis, internis nigro-, externis albido-, basi utrinque macula subquadrata fusco-squamosis; corpore subter albido-, metasterni lateribus subrosaceo-, sternitis tres ultimis lurido-squamosis.

Long. 8.5 mm., lat. 4.

LUZON, Laguna Province, Mount Maquiling.

The brown crossband of the elytra recalls *P. histrio* Faust, but it is narrower, the rostrum only two and a half times longer than broad; antennae shorter and more robust, dark reddish brown, club blackish, a little longer than thick (9 : 7); prothorax half elliptic, somewhat shorter than broad (23 : 26), feebly tuberculate on each side of base with a subquadrate brownish spot, the inner two tubercles of the median crossrow blackish, the outer two white-scaled; elytra hardly twice as long as broad (7 : 4), second, fourth, and sixth intervals with moderately protuberant fasciculate callosities, a larger white one on the hind border of pink basal scaling, two or three on each side of the brown median band, and one in the beginning of the brown apical part; base without a striking basal tubercle, upper side predominantly white; head with a dilated median band on suture, this band white spotted here and there; apical third and an indistinct crossband in the middle of femora dark brown; a frontal stripe, a spot above the eye, the lateral margin and base of elytra as well as femora and sides of metasternum and of abdomen pinkish, last three sternites dirty white, tibiae brownish spotted.

Perrhaebius elegans sp. nov. Plate 2, fig. 8.

Oblongus, niger, isabellino-squamosus, prothorace utrinque vitta, lata, marginali, ante convergentibus, apicem versus at-

tenuata, elytris basi, spatii primi basi excepta, ut plaga communi ultra medium ac utrinque ad striam septimam anguloso-extensa fasciaque ante-apicali, fuliginoso-squamosis, spatiis alternatis convexioribus, lineolis obscurioribus ac raro subtuberculato-nigro-squamosis; corpore subter paulo pallidius, femoribus fusco-maculosis.

Long. 8.5 mm., lat. 3.7.

MINDANAO, Surigao Province, Surigao.

This isabelline-scaled species with a nut-brown pattern, as shown in the figure, has a rostrum four times longer than broad, which is closely rugulose-punctate on the basal half and there bears a dorsal carinula. Antennæ robust, the third joint of funicle as long as thick, the following becoming gradually thicker, the last spheric, club a little longer than thick (4 : 3.5); prothorax hardly broader than long (3 : 2.8), with a transverse row of four obsolete, black, bristly tubercles just before the middle, on each side of the anterior margin, with an accumulation of black bristles; scutellum parallel, nearly twice as long as broad, smooth, blackish; elytra one and three-fourth times longer than broad, second, fourth, sixth, and eighth intervals convex, especially the second at base and the eighth in apical part; hind femora extending hardly beyond second sternite.

Perrhaebius directus sp. nov.

Ferrugineus, parce breviterque erecto-setosus, prothorace, macula basali fuliginosa excepta, ut corpore subter elytris que (his sordide) albido-, capite elytrorumque spatiis alternatis ad basin plus minusve lutescenti-, macula subcallosa ad spatii secundi basin, fusco-nigro-, plaga transversa, post-mediana, communi, semilunari, fumoso-squamosis; femoribus maculis dorsalibus duabus, obsolete fuscescentibus, posticis sternitum quartum haud superantibus.

Long. 6 mm., lat. 2.8.

BATAN, Batanes Province, between Luzon and Formosa (*R. C. McGregor*), Bureau of Science accession No. 7753.

Ferruginous, isabelline-colored or white-scaled, a roundish median spot at base of prothorax extending to middle of disk; another, oblong, at base of second interval; and a common, semilunar, transverse, dark brownish spot behind the middle, the latter dark grayish tomentose; rostrum in basal half closely whitish scaled with an indistinct dorsal carinula, in the apical part densely punctate and erect seriate-setose; antennæ reddish, apical half of funicle black, second joint of the latter longer than

the thickened first, third and fourth hardly longer than thick, fifth and sixth spheric, seventh the largest, club nearly twice as long as thick; head pale ferruginous; prothorax for the most part covered with coarse punctures, its semicircular, apical part feebly tuberculate on each side, and the middle of the sides with erect brownish clavate bristles; scutellum oblong, scaled; elytra finely seriate-punctate, the alternate intervals (second, fourth, and sixth), especially at base, broader than the others, and there all are pale ferruginous-scaled and irregularly remotely granulate, only the fourth interval at base with a row of denser ferruginous-ringed granules all of which bear a thick and short, apparently broken-off bristle; second interval at base with an oblong, black, tomentose callosity, the dark gray dorsal spot extending to third stria; prosternum with larger white scales than the remainder of underside; femora with two indistinct brownish dorsal spots, the hind femora not extending beyond fourth sternite.

Genus **BRACHYCOLOBODES** novum

Corpus squamosum, habitu Conotracheli simili, supra tuberculoso-squamosum. Rostrum prothorace parum brevius, apice depressiusculum, basi utrinque haud foveola glabra transversa ab oculo separatum. Antennae medianae, funiculo 7-articulato. Prothorax tuberculatus, lobis ocularibus subproductis. Mesosternum inter coxas intermedias diametro earum latius. Scutellum nitido-glabrum. Elytra prothorace latiora, basi truncata. Femora clavata, dentata postica sternitum quartum haud superantia. Tibiae in parte basali curvatae. Tarsi graciles.

Typus, *Brachycolobodes undulatus* sp. nov.

Brachycolobodes undulatus sp. nov.

Subfuscescenti-niger, luteo-squamosus ac parce breviterque setosus, antennis tarsisque obscure sanguineis; rostro prothorace breviori, in dimidia parte apicali glabriusculo, in dimidia parte basali punctis rudis, seriatis, squamositate obtectis; fronte nigro-bimaculata, in fronte late impressa; antennis funiculi articulo primo secundo paulo longiore, incrassato, articulis 3 ad 7 moniliformibus, clavam versus gradatim incrementibus; prothorace subconico, transverso, disco apiceque, hoc minus, nigro-bipenicillato; scutello nitido-glabro, rotundato-quadrato; elytris prothorace multo latioribus, vix $1\frac{1}{2}$ partibus latitudine longioribus, subtiliter punctato-striatis, spatiis asperis, lineis nigro-velutinis pererratis, spatio secundo prope ante ac post medium callositate, majore, nigro-penicillata, basi, ut humeris, ochraceo-squamosis;

corpore subter remote fortiterque, sternitis, duabus paenultimis, uniseriatim punctatis; femoribus clavatis, ante medium albo-anulatis.

Long. 5.7 mm., lat. 3.2.

SUMATRA, from the Faust collection *Staudinger* and *Bang-Haas*.

Of the form of a stout *Conotrachelus*; blackish, sparsely and shortly setose, covered with a dirty luteous squamosity, elytra with velvet black undulate crosslines; antennæ and tarsi dark red; front with two large spots, broadly impressed in front; first joint of funicle thickened and a little longer than second, the following joints moniliform, gradually increasing toward club; thorax subconical, transverse, front margin with two smaller, disk with two larger, tufts of black scales; scutellum bare; elytra hardly one and one-third times longer than broad, much broader than thorax, punctate-striate, the intervals rugose by reason of accumulated scales; shoulders and base of second interval pale ochraceous, the latter moreover just before and behind the middle with a larger black squamose callosity; femora clavate, with a white scaled ring before the middle; abdomen remotely punctate, the third and fourth sternites with a single crossrow of punctures.

Genus *COLOBODELLUS* novum

Ithyporidarum prope *Systaltopezus* Faust⁴⁶

Rostrum arcuatum, subcylindricum, scrobibus lateralibus; oculi rude granulati. Antennae funiculo 7-articulato, scapo oculus haud attingente. Prothorax lobis ocularibus distinctis. Prosternum excavatum. Mesosternum planum, latum, inter coxas intermedias latitudine coxarum diametro aequante. Scutellum distinctum, tomentosum. Elytra prothorace latiora, subelongata, striata. Femora linearia, dente minuto armata. Coxae posticae elytrorum marginem lateralem haud attingentes. Tarsi articulo tertio lato, subbilobo, ultimo nudo.

Distinguished from the similar and allied genus *Systaltopezus* Faust⁴⁶ by the distinct tomentose scutellum and the flat and broad mesosternum, the posterior margin of which is equal to the diameter of intermediate coxæ. Hind coxæ neither extend to the meta-episterna nor touch the margin of elytra. Femora rather linear, minutely toothed, claw joint bare.

⁴⁶ Deutsche ent. Zeitschr. Berlin 32 (1887) 54. According to Faust the meta-episterna are invisible and the scutellum absent in this genus, but cleaning the type specimen revealed both, the latter being very minute.

Colobodellus alboscuteclatus sp. nov. Plate 2, fig. 11.

Niger, tarsi ferrugineis, tomento atro obtectus, elytris callositatibus nigro-velutinis, scutello fasciaque obliqua, anteapicali, laterali, albido-, intus dissoluta ac ochraceo-tomentosis; rostro crassitudine circiter triplo longiore, in dimidia parte apicali vix, in parte basali sat crebre punctato ac squamoso, dorso utrinque carinula laterali; antennis fulvis, funiculi articulo secundo primo, incrassato, paulo, ipso crassitudine fere triplo longiore, reliquis sensim brevioribus ac crassioribus; prothorace transverso, lateribus antrorsum rotundato-convergentibus, crebre fortiterque punctato, linea mediana levi, seria transversa mediana e pustulis quatuor nigro-velutinis; scutello elliptico; elytris prothorace latioribus, latitudine vix sesqui longioribus, subtiliter punctato-striatis, spatiis pustulis nigro-velutinis videlicet: una utrinque oblonga ad basin in spatio secundo et quarto, altera subrotundata in sutura, spatio secundo, quarto sextoque, seriebus tribus transversis una basali, una mediana alteraque postmediana formantibus, sutura basin versus sensim angustata, striis spatiisque atomis albidis remote seriatis, apice copiosis; corpore subter albido-, femoribus in dimidia parte basali ut abdomine nigricantibus.

Long. 4.2 mm., lat. 2.2.

MINDANAO, Agusan Province, Butuan.

In size and habitus rather similar to *Systallopezus nodosus* Faust; dull black; antennæ fulvous, tarsi reddish brown, scutellum pure white, an oblique and slightly curved band, beginning on elytra above hind margin of first sternite and running backward to suture, white, inwardly diffuse and ochraceous, apical margin of elytra, except the black apex of suture, grayish tomentose; rostrum nearly as long as thorax, scaled in basal half and densely punctured, in apical half hardly punctured; second joint of funicle three times longer than the much incrassate first, third hardly one and a half times as long as thick, the following becoming gradually thicker and shorter; club three times longer than thick; prothorax in the middle with a transverse row of four velvet black pustules; elytra with three transverse rows of such pustules, two oblong callosities on each side at base of second and fourth intervals, and four roundish callosities on each side in and behind the middle, on the suture, and on the second, fourth, and sixth intervals, forming a backwardly, convexly curved row; each puncture of striæ and intervals with a minute white scale bristle, more densely set toward apex; underside

whitish, abdomen, apical half of femora and basal half of tibiae blackish; hind femora hardly extending beyond third sternite; apex of tibiae with a large hook.

Genus **LOBOCODES** novum

Corpus robustum, latiusculum, tomentosum. Rostrum fere usque ad apicem dilatatum ac subdepressum, tomentosum, prothorace brevius, basi sulco glabro, anteoculari, transverso. Antennae antemedianae, funiculo 7-articulato. Frons foveolata. Prothorax subconicus, transversus, apice bipenicillatus, lobis ocularibus distinctis. Scutellum tomentosum. Elytra prothorace latiora, basi truncata, lateribus parallelis. Metasternum inter coxas intermedias fortiter declive. Sternitum secundum duobus sequentibus unitis longius. Femora clavata, dentata, postica sternitum secundum vix superantia. Tibiae subcompressae. Tarsi articulo secundo latitudine parum longiore cum tertio, transverso, unito primo aequilongo.

Typus, *Colobodes turbatus* Faust⁴⁷ ex New Guinea et Ferguson Islands.

Genus **OCOBLODES** novum

Corpus squamosum ac setosum. Rostrum cylindricum arcuatum, thorace fere aequilongum, dimidia parte basali squamosum, basi foveola glabra ab oculo separatum. Antennae medianae, funiculo 7 articulato. Prothorax lobis ocularibus sat distinctis. Scutellum tomentosum. Elytra oblonga, prothorace modice latiora, lateribus parallelis. Metasternum inter coxas intermedias fere perpendiculariter declive. Sternitum secundum, duobus sequentibus unitis longius. Femora sublinearia, dentata. Tarsi breviusculi, articuli secundo tertioque transversis.

Typus, *Ocoblodes lineola* sp. nov.

Ocoblodes lineola sp. nov.

Oblongus, pallide saturateque ochraceo-variegatus, parce breviterque setoso-squamosus, elytris interdum praeterea albido-punctatis, spatiis remote fuscescenti-seriato-tuberculatis, spatio secundo lineola, postmediana, brunnea, cum opposita figuram suturalem fere V-formam formantibus; rostro prothorace quarta parte brevior; antennis rufis, prope ante rostri medium insertae, funiculi articulo secundo primo, incrassato, longiore, tertio quartoque crassitudine vix sesqui longioribus, reliquis subtransversis, clavam versus crescentibus; prothorace transverso, parte ante-

⁴⁷ Stettin. Ent. Zeit. 53 (1892) 210.

riore semicirculari, lateribus in dimidia parte basali vix rotundatis, utrinque intra angulos posticos lineola, interdum etiam linea mediana, albicanti-squamosis; scutello rotundato, fusco-squamoso; elytris latitudine fere sesqui longioribus, striato-punctatis, spatiis planiusculis, spatio secundo pone basin callositate oblonga densius fusco-setosa; corpore subter albido-squamoso, femoribus fusco-maculatis, dente spiniformi armatis, tibiis subflexuosis.

Long. 4.2 mm., lat. 2.2.

MINDANAO, Agusan Province, Butuan (4449, 4452): Zamboanga Province, Zamboanga. LUZON, Mountain Province, Baguio.

Closely dirty whitish or brownish scaled; an indistinct median line on prothorax and a short streak within each of its posterior angles; a more or less transverse streak in the first third of elytron, sometimes also some punctures on striæ and nebuloise dots on the intervals (as all of the underside) pure white, second interval in the second third with a brown line meeting the corresponding line of the other elytron, forming a common V- or lyre-shaped pattern more or less filled with fawn-colored scales, apex brown; thorax one-third broader than its median length, upper side covered with scattered brown bristle scales forming a transverse row of four fascicules in the middle; elytra more than twice as long as broad (2.5 : 1), finely punctate-striate, the intervals with remotely seriate, short cylindric bristle scales, second interval broader than third and fourth together, like fifth and sixth approximate at base; underside whitish, rarely, as a spot on femora, brownish scaled. This species is in other respects such a variable one that no two specimens are identical in color of scaling.

Ocoblodes conspersus sp. nov.

Oblongus, fusco-niger, dense pallideque luteo-squamosus, elytris punctis dispersis, minutis, albidis spatio quarto ante declivitatem puncto albido paulo majore; rostro subrufescenti, subtiliter remoteque punctato, antennis fulvis, funiculi articulo secundo primo, crassiore, parum longiore, tertio quartoque elongatis, crassitudine duplo longioribus, clava fulvo-pubescenti; prothorace transverso (2 : 3), dense squamoso ac punctato, squamulis paucis (circa 3 ad 5) erectis utrinque in disco et in lateribus acervatis; scutello obovato, squamoso; elytris latitudine plus sesqui longioribus (4 : 6.5), subtiliter punctato-striatis, sutura basin

versus angustata, spatio secundo ad basin dilatato ac callositate oblonga, corpore subter albido-squamoso.

Long. 4.5 mm., lat. 2.

LUZON, Laguna Province, Mount Maquiling (5903).

Body oblong, covered with luteous scaling, elytra showing very scattered and minute white punctures along the finely punctate striæ, the third interval before the declivity with a larger subquadrate one, first interval (the following two alternates also but in lesser degree) enlarged at base and there with an oblong callosity which is set about by six erect scale bristles; scales of front, intervals, metasternum, and legs more or less concave or patelliform, intervals set with remotely seriate, erect, strong but short, cylindric bristles, which are isolated at base from the squamosity of the intervals; elytra a little more than one and a half times longer than broad; underside more densely whitish scaled, the anterior margin of the third, fourth, and fifth sternites more sparsely scaled; posterior femora extending but a little beyond hind margin of second sternite.

Ocoblodes (?) *cionoides* sp. nov.

Ciono thapsi Fabr. paulo minor ac angustior, cinereo- et ochraceo-variegatus, elytris in striis remote albido-punctatis, sutura spatiisque alternatis remote minuteque seriatim pustulosis, pustulis singulis seta brevi, valida, cylindrica, munitis, spatio secundo prope basin callositate oblonga, quarto eodem loco, altera, rotundata, fuscescenti-, sexto callo humerali albido-squamosis; rostro prothorace aequilongo; capite vertice albido-squamoso; antennis prope ante rostri medium insertis, rufescentibus, funiculi articulo secundo primo, incrassato, brevior, tres sequentibus crassitudine fere aequilongis, sexto conico, majore, crassitudine paulo longiore; prothorace transverso, margine antico tuberculis duabus, disco seria transversa e tuberculis quatuor, horum internis fuliginoso-, externis luteo-, linea mediana thoracali, interdum albido-squamosis; corpore subter albido-, lateribus plus minusve nebulose, femoribus bimaculatim fuliginoso-squamosis.

Long. 3.5 mm., lat. 2.

LUZON, Mount Banahao (5906); Mount Maquiling: Tayabas Province, Malinao. MINDANAO, Agusan Province, Butuan.

This species, recalling a European *Cionus*, is ashy-colored, whitish on shoulders, and shows the punctate whitish striæ on elytra; thorax, suture, and alternate intervals minutely and re-

motely brown, partly whitish pustulated, each of the pustules bearing a short cylindric bristle, which is free around the insertion; base of rostrum with broader, roundish, patelliform scales, which cover three fine dorsal carinulæ; antennæ fulvous, club hardly twice as long as thick; white scales of vertex tridentate in front, with two brownish median spots behind; prothorax transverse (2 : 2.5) in front, here with two tubercles, with a transverse row of tubercles in the middle of disk, the first two and the inner two of the latter nut brown; scutellum oblong, half elliptic; elytra broader than prothorax, not quite one and one-half times as long as broad (3 : 2.2); underside whitish, as are also the sides of mesosternum, metasternum, and first sternite; a band before and behind the middle on femora dark gray-scaled; legs with sparse, erect, whitish bristles. After the conclusion of this paper I found that the intermediate coxæ of this species were so widely distant, that it must be transferred to near *Colobodellus*.

Ocoblodes (*Eprias* ⁴⁸ subg. nov.) *vana* sp. nov.

Oblonga, albida-squamosa parce breviterque setosa; rostro rufescenti fusco, longitudinaliter rugoso, antrorsum sensim dilatato, parte basali dorso tri-carinulato; antennis fulvis, articulo primo funiculi incrassato, crassitudine paulo longiore, articulis tres sequentibus transversis, sexto conico, crassitudine longiore; prothorace subtransverso, lateribus in dimidia parte basali fere parallelis, in parte apicali semicirculariter convenientibus, disco seria transversa e tuberculis quatuor fusco-fasciculatis; elytris remote punctato-striatis, interstitiis alternatis convexioribus, squamulis remote seriatis spatuliformibus, squamorum convoluto infundibuliformi insertis; corpore subter squamulis sat magnis concavis dense recto; femoribus posticis sterniti tertii marginem posticum attingentibus.

Long. 2.5 mm., lat. 1.

MINDANAO, Agusan Province, Butuan (4435).

A pretty, white-scaled species, sparsely set with short, thick, cylindric setæ, with two indistinct brownish medial and one lateral stripe in basal half of thorax, a black-scaled scutellum, a large, arcuate, middle band, and apical third of elytra blackish. Rostrum dark reddish brown, rugulose, slightly enlarged toward apex, with three dorsal carinulæ in basal half, the median ab-

⁴⁸ This new subgenus differs from *Ocoblodes* chiefly by the six-jointed funicle of the antennæ.

breviated behind; antennæ fulvous, scape not reaching eye, funicle gradually thickened toward club, first joint incrassate, like second slightly longer than thick, the following transverse, sixth the largest, a little longer, club one-third longer than thick; prothorax a little broader than long, sides in basal half parallel, apex semicircularly rounded, set with remote fusiform scale bristles, forming a transverse row of four tufts on disk; elytra broader than prothorax, finely and remotely punctate-striate, alternate intervals more convex with remotely seriatly spatulate bristle scales, each inserted in a funnel-shaped dimple formed by smaller scales; underside densely covered with large, concave, white scales; femora with an acute tooth at middle, posterior femora extending to posterior margin of third sternite; tarsi fuscous, first and second joints sparsely covered with setiform, adpressed, white scales.

Ocoblodes (Eprias) binotata sp. nov.

Praecedenti (vanae Heller) similis, sed prothorace nigro, linea mediana lutescenti, elytris nigro-luteoque variegatis, fascia arcuata, in secundo triente, albido-, macula humerali transversa obsolete, luteo squamosis, setis longiusculis erectis remote dispersis interstitio secundo pone basin lineola nigro-cristata; corpore subter griseo, metasterno lateribus imbricato-, femoribus, nigricantibus, basi albo-anulatis, reliquis, ut tibiis, parce albo-setosis.

Long. 2.1 mm., lat. 1.1.

LUZON, Mountain Province, Baguio.

Similar to *O. vana* Heller, but the blackish prothorax with an indistinct pale middle line; elytra piebald blackish and dirty luteous scaled, an arcuate band in second third white, second interval near base with an oblong crest formed by erect dark brown bristle scales; rostrum densely blackish scaled, apex bare, reddish brown, punctate; prothorax as in the former species, but the scales distinctly concave; alternate intervals of elytra hardly more convex than the others, the remote bristle scales much longer, fuscous, not inserted in a funnel-shaped dimple; femora and tibiae black with scattered white setae, and with a whitish ring on base; tarsi fulvous, whitish haired; underside gray, the sides of metasternum blackish.

Deretiosus venustus sp. nov. Plate 3, figs. 1 and 2.

Niger, albo-, elytris maculis punctiformibus paucis, prothorace maculis duabus basalibus fuscescenti-nigro-squamosis, hoc tuber-

culis duabus medianis et apicalibus fuscescenti-altero, laterali, in medio-, albido-, elytris in spatio secundo ad basin et in medio callositate fuscescenti-penicillatis; corpore omnino setis, erectis, albidis, remote obsito; femoribus macula mediana, altera sub-apicali, tibiis anulo mediano fuscescentibus, femoribus posticis sterniti anali apicem fere attingentibus.

Long. 5 mm., lat. 2.2.

LUZON, Laguna Province, Los Baños (610). MINDANAO, Zamboanga Province, Dapitan.

Black, covered with whitish scales and scattered, erect, white setulae, base of prothorax in the middle with two oblong rectangular, brown or blackish spots, elytra with irregularly dispersed small dots of the same color; antennae reddish, first joint of funicle only one and one-half times longer than thick, second shorter than first but more than twice as long as thick, the following moniliform, gradually becoming larger toward club; rostrum nearly as long as prothorax, its basal part coarsely and densely punctate and closely scaled like head; prothorax broader than long (3.3 : 3), sides in basal half slightly convex, nearly parallel, with a white setose callosity in the middle, set in one transverse row, with two similar but brownish setose callosities on disk, two such also on the semicircularly produced apical part; scales of prothorax proportionately large and concave, only partly touching one another; scutellum minute, very convex; elytra more than twice as long as broad (2.5 : 1), broader than thorax, basal margin hardly produced on each side of scutellum, the punctures of striae oblong, distant by their length one from another, with a roundish white, penicillate callosity in the middle and on the apex of the subconvex fourth interval; underside densely white; femora in the middle and before the apex, tibiae only in the middle, brownish annulate.

One of the two specimens from Los Baños is much paler in color, but agrees in all other respects with the others.

Genus **MICRAPRIES** novum

Rostrum subarcuatum, subcylindricum, prothorace fere aequilongum. Antennae rostri basin quam medio paulo propius insertae, funiculo sex-articulato. Prothorax lobis ocularibus distinctis, supra caput productus. Scutellum punctiforme tomentosum. Elytra parallela, prothorace latiora, basi utrinque parum productis, intra humeros subsinuatis. Coxae anticae remotae. Prosternum excavatum. Mesosternum post perpendicularare, con-

cavum. Metasternum inter coxas subsinuatim ac acute marginatum, coxarum diametro paulo angustius. Sternitis duabus basalibus ampliatis, sutura arcuata divisis, sternito secundo duobus sequentibus unitis longiore. Femora linearia, subter spinoso-uni-denticulatis, posticis abdominis apicem haud attingentia. Tibiae subcompressae, rectae. Tarsi breviusculi, articulo tertio transverso. Unguiculi basi approximati.

Typus, *Micrapries nanna* sp. nov.

Micrapries nanna sp. nov.

Oblonga, lutescenti-squamosa, elytris nebulose fuscescenti-, in spatiis alternatis lineolatim obscurius, basi fasciaque communi curvata, obsoleta, submediana alteraque postmediana, laterali, pallidiore, corpore subter dense albido-squamosis; antennis testaceis, funiculo articulo primo incrassato, secundo tenui, primo aequilongae, tertio crassitudine duplo longiore, tres sequentibus eodem aequilongis, clava maxima, latitudine ante medium; prothorace longitudine latitudine fere aequali, (2.8 : 3) lateribus in dimidia parte basali retrorsum convergentibus, ante semicirculariter productis, margine apicali setis validis seriatis, disco seria transversa e tuberculis sex, minutis, unisetosis formata; elytris latitudine fere sesqui longioribus, punctato-striatis, spatiis alternatis subconvexioribus, remote seriato-setosis; femoribus minute dentatis, subter in dimidia parte apicali subsinuatis.

Long. 2.5 mm., lat. 1.3.

LUZON, Mount Banahao.

Similar in outline to *Apries eremita* Pasc., but only a fifth of its size; scales fawn-color, base of elytra, a backwardly convexly curved transverse band before the middle, an oblique lateral band behind the middle, and apical margin dirty white, pure white scales on underside, surface all over with scattered proportionately thick bristles; antennae yellowish brown, second joint of funicle equal in length to the thickened first, third twice, the following ones as long as thick, club somewhat shorter than the five preceding joints together, broadest before the middle; thorax slightly longer than broad (8 : 7), closely and coarsely punctate, with a transverse row of six small tubercles in the middle, each bearing a short thick seta, anterior margin with a row of strong setae; scutellum punctiform, scaled; elytra one and one-half times longer than broad (7 : 4.5), the alternate intervals slightly convex, and like the suture set with remotely seriate, thick bristle scales; underside dense felty white.

Micrapries echinus sp. nov.

Oblongus, albido, scutello suturaque ad basin fusco-squamosis, remote erecteque setosus; rostro prothorace brevior, fere usque ad apicem squamoso, antennis prope ante rostri medium insertis, clava, nigra excepta, fulvis, funiculi articuli secundo primo, incrassato, longiore ac tenuiore, tertio crassitudine duplo longiore, tres sequentibus crassitudine haud longioribus, clavam versus crescentibus; prothorace longitudine latitudine aequali, in dimidia parte apicali semicirculari, in dimidia parte basali rectis, basin versus subconvergentibus ac trituberculatis, disco seria transversa, e tuberculis quatuor, fuscescenti bi- aut trisetosis formata; elytris spatiis alternatis convexioribus ac remote seriato-tuberculatis, spatio secundo ad basin callositate, oblonga, pluri-, tuberculis reliquis uni-setoso-squamosis.

Long. 4 mm., lat. 2.

LUZON, Mount Banahao (2645).

Dirty white, elytra brownish white, the oblong scutellum and the basal part of suture nut brown; rostrum, except the smooth apex, densely squamose, set with very scattered bristles; antennæ yellowish brown, the club black, second joint of funicle nearly three times longer than the thickened first joint; thorax in anterior part semicircular, the sides in posterior part nearly parallel, with small tubercles; disk with a tranverse row of four tubercles, each bearing 3 or 4 brownish scale bristles; elytra punctate-striate, the alternate intervals convex, set with very remotely seriate granules, each bearing a spatuliform scale bristle, second interval with an oblong callosity bearing several bristles, shoulders slightly prominent; underside whitish scaled.

Genus *PARAPRIES* novum

Corpus oblongum, squamosum ac setosum. Rostrum cylindricum, prothorace brevius usque ad apicem, subdilatum, squamosum, basi utrinque sulco glabro, transverso, ab aculo separatum. Antennae antemedianae, funiculo 7-articulato. Prothorax lobis ocularibus distinctis. Scutellum tomentosum. Elytra prothorace latiora, lateribus parallelis, basi parum producta. Metasternum inter coxas intermedias perpendiculariter declive, subconcavo ac marginem elevatum concavum formante. Femora sublinearia, dentata, sternitum quartum vix superantia. Tarsi breviusculi.

Typus, *Apries histrio* Faust, ex Birma.

Genus *DINAPRIES* novum

Corpus oblongum, squamosum. Rostrum cylindricum, prothorace aequilongo, usque ad apicem, subdilatatum, squamosum, basi utrinque sulco glabro ab oculo separatum. Antennae mediae, funiculo 7-articulato. Prothorax lobis ocularibus nullis. Scutellum partim glabrum, partim parce squamosum. Elytra prothorace modice latiora, lateribus parallelis. Metasternum inter coxas fortiter (fere perpendiculariter) declive. Femora sublinearia minute dentata, postica segmentum ventrale secundum parum superantia. Tarsi validi, squamosi.

Typus, *Dinapries salebrosa* sp. nov.

Dinapries salebrosa sp. nov.

Oblonga, fuliginoso-, prothorace lateribus, prosterno toto, mesosterno, metasterno sternitoque primo, lateribus exceptis, ut femoribus anterioribus in dimidia parte basali, albido-squamosis; rostro squamoso, apicem versus paulo dilatato carinulaque dorsali tenui; antennis robustis, funiculi articulis duabus basalibus longitudine aequalibus, primo crassiore, reliquis moniliformibus, clavam versus majoribus; prothorace longitudine latiore, lateribus in dimidia parte basali parallelis, dein rotundato-attenuatis, parte mediana, fusca, subtrapezoidali, lateribus concavis, anteriorum convergentibus, tuberculis duobus apicalibus ut duobus discalibus fusco-, tuberculo laterali albo-penicillato-squamosis; scutello obovato, utrinque parce albo-squamoso; elytris obsolete punctato-striatis, squamoso-salebrosis, spatio primo ad basin, quarto ad apicem callosis; femoribus sternitum tertium haud superantibus.

Long. 8 mm., lat. 4.

SUMATRA (unicum a Staudinger et Bang-Haas comparatum) in Mus. Dresdense.

Upper side unicolorous, dark nut brown, only the lateral margin of prothorax broadly white-scaled; elytra densely covered with longer scaled callosities which are as broad as the intervals and each of which bears a short, erect seta; rostrum as long as thorax, densely scaled with a fine dorsal carina; antennae robust, first and second joints of funicle of equal length, the following spheric, increasing gradually in size toward club, the last only as long as the three preceding joints of funicle together and one and one-half times longer than thick; prothorax a little longer than broad (3.3 : 3), its sides in basal half parallel, its anterior margin with a row of four small tubercles, of which the

outer two are white, the others black setose; scutellum oviform, with scattered, minute, white scales on each side on posterior part; elytra more than one and one-half times longer than broad, broader than prothorax, the basal margin on each side hardly produced, the striæ formed by oblong punctures, mostly covered by scales; second interval at base, fourth on apex, convex, there with denser and more divergent bristle scales; prosternum entirely, mesosternum and metasternum white as is the first sternite, except its sides, remainder of abdomen dark brown, with much-dispersed white scales; legs prevailingly dark-scaled and erect-setose; femora with an indistinct tooth, the posterior extending hardly beyond second sternite, the anterior whitish on basal half, as are also the anterior tibiæ on apex.

Genus **NANNOCOLOBODES** novum

Ithyporidarum olim

Corpus squamosum ac erecte squamoso-setosum. Rostrum sat robustum, scrobibus lateralibus, apice deorsum visibili. Antennae prope rostri apicem insertae. Prothorax antice productus, in dimidia parte apicali attenuato, lobis ocularibus obsoletis. Scutellum distinctum, glabrum. Elytra oblonga, prothorace latiora, basi truncata. Femora linearia, minute dentata, tibiae rectae, margine interno in medio subdilatato. Coxae anticae contiguae, intus planatis, intermediae distantes, posticae metaepisternis tangentes. Metasternum inter coxas intermedias vix declive. Prosternum excavatum.

This genus may be placed to the best advantage in the *Ithyporidæ* and belongs to the few exceptions of "*Curculionides phanerognathes apostasimérides*"⁴⁹ that have the anterior coxæ contiguous and that share the other characters, even the apically inserted antennæ, with *Amphialus* Pasc.,⁵⁰ the eyes being small, the ocular lobes wanting, the scutellum distinct, and the first joint of hind tarsi shorter than the claw joint.

Nannocolobodes mus sp. nov.

Niger, antennis rufescentibus, cinereo-, elytris parte basali, semicirculari (post convexo) maculaque minuta, apicali, ochraceo-, rostro capiteque albido-squamosis, setis erectis, nigricantibus, parce obsitis; rostro latitudine plus duplo longiore, dorso subcarinulato; prothorace longitudine paulo latiore, lateribus in

⁴⁹ Lacordaire, Gen. Col. 7: 1.

⁵⁰ Ann. & Mag. Nat. Hist. V 11 (1883) 127.

dimidia parte basali fere parallelis, squamulis clavatis, setiformibus, in medio longioribus ac validioribus obsitis; scutello subquadrato, deplanato, nitido-castaneo; elytris subtiliter striatis, spatio secundo ad basin callositate oblonga, ante medium altera, subrotundata, nigro-penicillatis; corpore subter griseo-squamoso, abdomine praeterea setulis, incurvatis, albidis, remotis; metaepisternis ut femoribus tibiisque partim infuscatis, femoribus posticis sternitum quartum haud superantibus.

Long. 4 mm., lat. 1.7.

BASILAN.

Upper side dark, disk of thorax lighter ashy; rostrum, head, and semicircular patch at base of elytra which is as broad as elytra, as well as a small spot on each side of apical margin of the latter, ochraceous scaled; remotely beset throughout with erect setiform scales, of the same color as the surface upon which they are inserted; rostrum shorter than prothorax; antennae fulvous; first joint of funicle short conical, one-fourth longer than thick, second equal to first but only half as thick, the following joints as long as thick, increasing in size toward club, this being oval and twice as long as thick; eyes coarsely granulate, surrounded behind by a furrow; prothorax broader than long (6 : 5), parallel-sided in basal half, anterior half semicircular, sparingly beset with anteriorly directed, club-shaped bristles; scutellum smooth, roundish, castaneous; elytra truncate at base and there broader than thorax, sides in anterior three-quarters parallel, second interval at base with an oblong, in the middle with a round, black, setose callosity; underside dirty whitish scaled, abdomen with whitish, curved bristles; femora nebulous brownish and with blackish, straight, sparse bristles; claw joint sparingly white setose.

Therebus (?) *bifasciatus* sp. nov.

Oblongus, niger, thorace parte apicali, elytris basi, fascia post-mediana, apice corpore subter pedibusque (femorum apice nigro tibiisque nigris exceptis) cinereo-squamosis; rostro capite longiore, basi excepto, nigro-nudo, sat dense punctato; antennis funiculi articulis 3. ad 7. transversis, clava breviter ovata; prothorace transverso, crebre punctato ac squamoso, dorso utrinque impressione magna levissima; scutello oblongo-elliptico, squamoso; elytris prothorace paulo latioribus, latitudine fere duplo longioribus, parallelis, distincte striato-punctatis, striis basin versus extrorsum subcurvatis, femoribus, linearibus, compressis, abdominis apicem vix attingentibus.

Long. 10 mm., lat. 3.6.

LUZON, Laguna Province, Mount Maquiling (5878).

I place this Philippine species in this Australian genus with some hesitation, though it agrees sufficiently with Pascoe's short characterization.⁵¹

Body more than twice as long as broad; elytra with parallel sides, dull black; prothorax on anterior part, elytra on base and on apex, and a crossband in the second third yellowish gray; underside more whitish and less closely scaled, except apical half of femora and tibiæ, which are black; rostrum one-third longer than head, glossy black, tolerably densely punctate, scaled on base; antennæ robust, the two basal joints of funicle hardly twice as long as thick, together as long as the five following combined, scape only one-third longer than thick; prothorax about as long as broad at base (3.5 : 3.7), moderately densely, coarsely punctate, with a large, flat, roundish impression on each side of disk; scutellum elliptic, scaled; elytra coarsely punctate-striate, the punctures oblong but hardly longer than the distance between them; hind femora linear, scarcely reaching apex of abdomen, the anterior unarmed; hind tibiæ compressed, curved, and black; tarsi pure white scaled.

Dyspeithes seriatopunctatus sp. nov.

D. dentipedi Kirsch. longiore, squamulis minoribus ac plus adpressis parcius vestitus, rostro, basi parce squamosa excepta, nitido, parce punctulato; elytris in dimidia parte apicali subpunctato-striatis, reliquis fere seriato-punctatis, punctis oblongis, spatiis minute remoteque granulosis, spatio secundo quartoque pone basin et post medium nigro-fasciculato-squamosis, macula humerali pallida minore quam in *dentipedi*.

Long. 8 mm., lat. 4.

LUZON, Mount Banahao.

Very near to the preceding species but readily distinguished from it by the glossy rostrum, the bases of third and fifth intervals of elytra, which are not black setulose-squamosa, and the striæ which are hardly striate, nearly seriate-punctate in the anterior half and there rectangular-oblong, separated from each other by only a narrow bar; suture with a single row of granules, intervals with adpressed scales and therefore flat, sparsely, minutely granulate, the second and fourth intervals at base and behind the middle with black setose callosities, the posterior two of which are more or less distinctly joined by an arcuate

⁵¹ Journ. Linn. Soc. London 11 (1872) 480.

black crossband, the pale humeral spot small, as in typical *D. dentipes*; suture with a single row of granules; femora and tarsi white, tibiæ prevailingly black setose-squamose.

Dyspeithes dentipes Kirsch. subsp. *punctatostriatus* subsp. nov.

A specie typica differt prothorace in dimidia parte anteriore vitta marginali fuliginosa, elytris macula humerali, oculo duplo majore, rotundata, ochracea excepta, transverse ochraceo- et fuliginoso-marmoratis, striis distincte punctatis, spatio secundo quartoque reliquis convexioribus.

Long. 7 mm., lat. 4.

LUZON, Laguna Province, Mount Maquiling.

In the key given by Faust,⁵² *D. dentipes* Kirsch. may be differentiated by having only two black scale tufts on the anterior margin of prothorax, whereas in the other species there is also a transverse discal row of such tufts; but the type specimen is much worn, and the remnants of scale tufts can be discerned placed as in *D. dentipes* Kirsch. The Philippine subspecies agrees in this respect with both, but differs by the striæ being distinctly (in *dentipes* hardly) punctate within, the second and fourth intervals being more convex than the others, and by a yellowish patch on the shoulder, twice as broad as the eye.

In both forms, *dentipes* and subsp. *punctatostriatus*, a narrow, black basal fascia occurs on the base of the third to the seventh intervals, which borders the pale humeral patch behind, this patch in the typical species being much smaller.

GENUS MECISTOCERUS FAUVEL AND ALLIED GENERA

The description of new Philippine species of *Mecistocerus* makes necessary some general remarks upon the genus which, in consequence of an incorrect transcription, was erected as *Mechistocerus* (instead of *Mecistocerus*) by Fauvel for *Coelosternus impressus* Montr., and declared by J. Faust⁵³ as synonymous with *Berosiris* Pasc., the type of which is *Cyamobolus marci* Boh.; further, for *Mecistocerus mastersi* Pasc., with linear femora, he has created the genus *Rhadinomerus*, extensively characterized by him in the same publication.⁵⁴ In connection

⁵² Ann. Mus. Genova 40 (1899) 55. On this occasion the same author mentions a *D. nycteroides* Faust—a misspelling, as *nechyroides* Faust is the correct name.

⁵³ Stettin. Ent. Zeit. 53 (1892) 46.

⁵⁴ Stettin. Ent. Zeit. 53 (1892) 215.

with the descriptions of sixteen new species of *Mecistocerus*⁵⁵ the same author adds two supplementary notes, and finally proposes a new genus,⁵⁶ *Isotocerus*, for *I. petax* Faust, a new Papuan species, the rostral canal of which extends toward the middle of the intermediate coxæ.

Nevertheless, M. A. Lea, the highly esteemed connoisseur of the Australian fauna, in his key of Australian Cryptorhynchidæ, has cited the two genera *Mecistocerus* and *Berosiris* as different, differentiating them by a lamella on the metasternum which limits the rostral canal on each side in *Mecistocerus*, but which is wanting (according to Lea) in *Berosiris*. As a matter of fact, the type species of the latter, *marci* Boh., shows this lamella quite as well developed as in *impressus* Fauvel and therefore the genus *Berosiris* of Lea is different from *Berosiris* of Pascoe. I propose for the first the name *Riboseris*, the type of which is *mixtus* Lea.

On this occasion may be mentioned a series of *Mecistocerus* species described by Lea, which he says he received from J. Faust. As all these are now wanting in Faust's collection I suppose they were single specimens.

Also, I must correct an error of Faust in creating the genus *Isotocerus*, of which he says that the rostral canal, extending distinctly beyond the intermediate coxæ in *Mecistocerus*, reaches only to the middle in *Isotocerus*. In examining this character I found that in twenty-eight Indo-Malayan species the rostral canal reaches the hind margin of intermediate coxæ and in only eight species (*marci* Boh., *subundatus* Schönh., *nigrostriatus* Chevr., *corticeus* Faust, *offensus* Faust, *subcylindricus* Faust, *caliginosus* Faust, and *devotus* Pasc.) it extends distinctly to or beyond the hind margin. Also, the other characters of *Isotocerus*, indicated by Faust, agree only partly. I see no difference between *Mecistocerus* and *Isotocerus*, either in the antennal furrow or in the base of the hind femora which is said to be not naked above in *Isotocerus*, for *I. petax* Faust shows a greater extension of naked area than does *Mecistocerus impressus* Fauv.

The similar Papuan species of *Isotocerus* have for the most part an impressed profile at the base of the rostrum, but *Mecistocerus incertus* Pasc. represents a transition to this, so that this character is also untenable.

⁵⁵ Ann. Mus. Genova 34 (1895) 265, 279.

⁵⁶ Stettin. Ent. Zeit. 59 (1898) 145.

In judging the sculpture of *Mecistocerus*, the state of preservation of the squamosity must be considered. If it is in perfect condition, then the punctures of the elytral striæ seem to be round, small, and remote; but when it is scraped off, they appear to be quadrate or rectangular-oblong, separated only by a narrow cross-bridge.

Key to the Philippine species of the genus Mecistocerus including Rhadinomerus.

- a*¹. Rostral canal extending backward at least to hind border of intermediate coxæ..... *M. marci* Boh.
- a*². Rostral canal not extending backward as far as hind border of intermediate coxæ.
- b*¹. Sides of prothorax set with a series of longer diverging bristles.
M. sollicitus Faust.
- b*². Sides of prothorax without such bristles.
- c*¹. Prothorax with a distinct smooth central carina.
- d*¹. Posterior femora not strikingly compressed at base; prothorax without a pale lateral stripe.
- e*¹. Elytra with a more or less extended pale humeral spot.
- f*¹. Elytra depressed⁵⁷ along suture, shoulders obliquely truncate and distinctly broader there than base of thorax; posterior femora extending beyond apex of elytra; third and fourth sternites blackish scaled except for a subquadrate pale lateral spot..... *M. ingenuus* Faust.
- f*². Elytra not depressed along suture, moderately broader at shoulders than base of thorax.
- g*¹. The coarse punctures of first and second sternites bearing a fine seta, those on femora a strong bristle; posterior femora pale with a dark median band.
M. nigrostriatus Chev.
- g*². The coarse punctures of first and second sternites, like those of femora, set with similar setiform scales, posterior femora chiefly blackish scaled with a subapical white spot..... *M. montanus* sp. nov.
- e*². Elytra without a pale humeral spot.
- h*¹. Striæ of elytra narrower than the intervals.
- i*¹. Thorax globose, subtransverse, slightly constricted toward base, densely and deeply, moderately coarsely punctate; intervals of elytra flat.
M. setosipes sp. nov. (*Rhadinomerus*).
- i*². Thorax not globose, transverse (6.6 : 9), coarsely punctate; intervals of elytra subconvex, partly subgranulose.
M. modestus sp. nov.
- h*². Striæ of elytra as broad as intervals; thorax somewhat flattened, very coarsely punctate..... *M. latiusculus* sp. nov.

⁵⁷ Easy to decide by a view from behind toward the front along the suture.

- d*². Posterior femora strikingly compressed at base; prothorax with a whitish submarginal stripe; elytra black, finely ochraceous-mottled..... *M. compressipes* sp. nov.
- c*¹. Prothorax without a central carina.
- k*¹. Prothorax punctate, neither rugose nor granulate.
- l*¹. Distance between the oblong punctures of elytral striæ nearly equal to their longitudinal diameter.
- m*¹. Upperside blackish with a large whitish humeral spot extending from the third to the eighth stria.
M. albohumeralis sp. nov.
- m*². Upperside with a brownish and ochraceous marbling, femora with an indistinct pale dorsal spot..... *M. incertus* Pasc.
- m*³. Upperside black with small white spots; femora with a large white subapical dorsal spot.... *M. maculipes* sp. nov.
- l*². Distance between the roundish punctures of elytral striæ much greater than their diameter; upperside brownish, a lateral stripe on thorax; a subapical, flexuous crossband; apex and the rest of elytra with a fine isabelline marbling.
M. pictithorax sp. nov.
- k*². Prothorax coarsely granulate..... *M. granulicollis* Faust.
- k*³. Prothorax concentrically rugose-punctate; elytra only one-fifth longer than broad, in the basal half strongly, in the apical half finely, seriate, somewhat granulose, punctate.
M. laesipes sp. nov.

Mecistocerus marci Boh.

As is known, this species was at first described as *Cyamobolus marci* Boh., from Java. In the Dresden Museum it is represented by specimens from Batjan, Halmahera, Mysol, Australia, Luzon, and Mindanao. Those from the Philippine Islands were collected by C. F. Baker on Mount Maquiling, Luzon, and at Dapitan and Surigao, Mindanao.

Mecistocerus (*Rhadinomerus*) *granulicollis* Faust?

The typical specimen from Burma (Carin Cheba) agrees fairly well in plastic characters with a smaller female from Basilan Island which I hardly believe is identical with it, as the dirty brick-red color forms a short basal stripe on the second interval of the elytra, and the pale ring on the reddish squamose femora is wanting.

Mecistocerus incertus Pasc.

This species was described as a *Berosiris*, from Aru,⁵⁸ and I have before me some specimens from southern Celebes and Bangkai collected by C. Ribbe in 1882, others from Sumatra, and also from Mount Banahao, Luzon (4818 Baker).

⁵⁸ Ann. Mus. Genova 22 (1885) 268.

Mecistocerus sollicitus Faust.

This species is easily distinguishable by the divergent bristles on the edged and rounded lateral margin of the thorax. It was described from Celebes, but occurs also in the Philippines. Its color is somewhat variable, a male from Mount Banahao, Luzon (4516 Baker), showing the dark brown discal patch on the elytra divided by a fawn-colored interval. A male from Malinao, Tayabas Province, Luzon, and a female from Los Baños, Luzon, show this patch dissolved into rows of remote dark dots, three situated on the second interval and one or two on the fourth. The length of this species varies between 7 and 11.5 millimeters.

Mecistocerus nigrostriatus Chevr. ⁵⁹

This species, described from the Andaman Islands, occurs also in Java, Borneo, and the Philippine Islands; from the last-named I have a female specimen from Zamboanga, Mindanao, before me.

Mecistocerus indigenus Faust.

Mecistocerus indigenus Faust,⁶⁰ from Java, occurs also in the Philippine Islands.

LUZON, Mount Banahao. MINDANAO, Dapitan (13187, 13198).

Mecistocerus montanus sp. nov.

Niger, antennis articulisque duabus tarsalibus ultimis obscure sanguineis, corpore supra squamositate nigra, albido-variegata, subter cana tecto; rostro in dimidia parte basali carinulis dorsalibus tribus in parte apicale dorso glabro; antennis funiculi articulo primo valde incrassato, septimo sphaerico; prothorace transverso (3 : 3.5) rude crebreque punctato, carinula mediana, utrinque vitta sublaterali ante medium late interrupta cano-squamosa; scutellum punctiforme sphaerico; elytris latitudine plus sesqui longioribus (23 : 37), fortiter punctato-substriatis, punctis apicem versus decrescentibus, singulo fundo squamula, spatiis squamulis remote uniseriatis breviter setiformibus luteis, macula humerali oblonga, altera subrotundata in callo subapicali, reliquis irregulariter marmoratis, femoribus macula subapicali dorsali, tibiis basi dimidiaque parte apicali albido-squamosis; sternito primo, medio, punctis paucis quam metasterni punctis minoribus, sternito secundo praecedenti subtilius punctato.

⁵⁹ Naturalist (1882) 143.

⁶⁰ Stettin. Ent. Zeit. 57 (1896) 153.

Long. 9 mm., lat. 4.

LUZON, Mount Banahao (4517).

Allied to *M. nigrostriatus* Chevr. and *ingenuus* Faust but easily distinguished by the white markings of the chiefly blackish-scaled upper side, consisting of a sublateral stripe on thorax, interrupted before the middle, and a spot on each shoulder and on apical callus of elytra and on dorsum of femora, before apex. The thorax shows a central carinula and a very coarse and dense punctation, the elytra a row of remote luteous scale bristles on the intervals, the femora at base are strongly compressed, the tibiæ at base and apical half white scaled; punctures of first sternite much sparser and finer than those of metasternum.

Mecistocerus (*Rhadinomerus*) *setosipes* sp. nov., ♀.

Niger, antennis tarsisque subrufis, corpore parce minuteque, elytris spatio secundo ad basin densius albido-setoso-squamosis, prothorace sat convexo, transverso, maxima latitudine in medio, fortiter crebreque punctato, carinula mediana levi; elytris latitudine sesqui longioribus, punctato-substriatis, striis solum in parte apicali, tribus extremis totis distinctius impressis, punctis ipsorum diametro distantibus, spatiis striis latioribus planiusculis (spatio secundo ad basin subconvexo) ut sutura remote seriato-subgranulatis, fuliginoso et albido-variegato-squamosis; femoribus sat fortiter punctatis ut corpore subter parce minuteque posticorum dente densius, albo-squamosis, tibiis setis erectis, remote seriatis.

Long. 6 mm., lat. 2.8.

LUZON, Mountain Province, Baguio (5904).

Because of the slightly thickened femora and the basally impressed profile line of rostrum, this species might be placed in *Rhadinomerus* Faust, which I believe to be only a subgenus.⁶¹ Body black, very sparsely whitish, the elytra nut brown and white squamose marbled; antennæ and tarsi dark reddish brown, second joint of funicle somewhat longer than the thickened first, the four following longer than thick, seventh spheric, club cylindric, twice as long as thick; rostrum on each side of base carinated and, like the head, coarsely punctate; thorax one and one-sixth times broader than long, broadest in the middle, longitudinally rather convex, coarsely and densely punctate, anterior margin finely so, the punctures with a small white scale within;

⁶¹ Ent. Tidskr. Stockholm 35 (1904) 186.

sides with a spotlike, condensed, yellowish squamosity, the central carina abbreviated in front and at base; scutellum punctiform and bare; hind femora extending a little beyond apex of elytra; tibiæ with a series of remote, erect bristles; second joint of hind tarsi pyriform, longer than thick.

Mecistocerus modestus sp. nov.

Niger, supra squamositate subtili aequaliter lurido ac albido-variegata; antennis sanguineis, funiculi articulis quatuor distalibus sphaericis; rostro apice rufescenti, basi carinulis tribus, dorsalibus; prothorace crebre fortiterque punctato, carinula mediana tenui; scutello punctiformi, transverso, glabro; elytris latitudine fere sesqui longioribus (3.4 : 5), punctato-striatis, spatiis duabus, subsuturalibus, striis vix latioribus, ut reliquis remote seriato-subgranulatis, squamulis seriatis, vix eminentibus, luteis; corpore subter aequaliter lurido-squamoso, femora macula dorsali, subapicali, albida; sternito primo, quasi ut metasterno, rude punctato.

Long. 7.5 mm., lat. 3.

LUZON, Laguna Province, Mount Maquiling.

An inconspicuous, dirty-looking species with fine uniformly luteous and whitish varied scaling; thorax with a fine central carina; antennal funicle having the last four joints spheric, becoming gradually larger toward the club; the latter one and one-half times longer than thick, subtruncate at base; elytra seriate-punctate, hardly striate, each puncture bearing a minute whitish scale within; intervals slightly elevated at base, remotely and minutely subtransversely granulate; first sternite as coarsely punctate as the metasternum; femora with a white subapical dorsal patch.

Mecistocerus latiusculus sp. nov.

Niger, antennis sanguineis, parce ochraceo-squamosus ac setosus, prothorace fere semicirculari rude crebreque apice haud punctato, carinula mediana distincta; scutello rotundato convexo, nigro-glabro; elytris punctato-striatis, punctis rectangularibus aut quadratis, approximatis, spatiis aequalatis, in elytrorum triente apicali decrescentibus hic rotundatis ac spatiis multo angustioribus, his solum in dimidia parte basali subconvexiusculis, ut sutura remote seriato-granulosis, corpore subter sat dense ochraceo-tomentoso ac setoso; femoribus posticis elytrorum apicem attingentibus, vix punctatis, tibiis parum punctatis, remote breviterque erecti setosis.

Long. 8 mm., lat. 3.9.

LUZON, Laguna Province, Mount Maquiling.

The single specimen before me is unfortunately worn and therefore appears dull black; it is covered with sparse, dirty clay-colored tomentum and bristles, but in other respects is so different from the known species that it is easily distinguished. Antennæ dark red, first and second joints of funicle of equal length, the first thicker, the third one-third shorter than second, somewhat shorter than fourth, the following gradually decreasing in length; club twice as long as thick, subcylindrical; rostrum with three strong dorsal carinæ on basal half; front with a deep linear impression; thorax transverse (5 : 6.8) and traversed by a median carina; the punctures like those on metasternum, very coarsely and moderately dense; elytra with rows of coarse, rectangular-oblong foveolate punctures, which are as broad as the intervals, these with remotely seriate rough granules; hind femora hardly extending beyond apex of elytra, their basal half dorsally shining, smooth; hind tibiæ slightly compressed and curved, attenuate toward apex.

Mecistocerus compressipes sp. nov., ♂. Plate 3, fig. 4.

Niger, antennis tarsisque rufis, prothorace utrinque vitta, apice abbreviata submarginali dense, elytris variegatim parceque sulfureo-, corpore subter parce albido-squamosis, elytrorum spatiis apicem versus squamulis erectis setiformibus, pedibus adpressis albidis; prothorace crebre apicem versus parcius punctato, carinula mediana tenui, scutello punctiforme, nigro; elytris punctato-striatis, punctis latitudine paulo longioribus, subquadratis, spatiis ut sutura minute remoteque seriato-granulosis, striis paulo latioribus; femoribus posticis in primo triente aequalis fortiterque compressis margine dorsali nitido-glabro; tibiis posticis compressis, in dimidia parte apicali fortiter attenuatis.

Long. 7 mm., lat. 3.

LUZON, Mount Banahao.

Black, antennæ and tarsi red, thorax on anterior half with a lateral, abbreviated stripe and a speckled, sulphurous squamosity on elytra; rostrum coarsely striate-punctate, with three dorsal carinæ, the middle limited between the eyes by an oblong foveola; antennæ robust, the last four joints of funicle spheric, club more than twice as long as thick; thorax longer than broad (9 : 7), sides nearly parallel in basal half, densely punctate, in front more sparingly so, each puncture with an erect whitish bristle; elytra more than one and one-half times longer than

broad (11 : 7), coarsely punctate-striate, second interval more convex at base than the others, and all, like the suture, remotely seriate-granulate; underside minutely whitish squamose, sides of metasternum with coarse foveolate punctures, each of which bears a small squamula; hind femora strongly compressed and bare at base, hind tibiæ scythe-shaped; first joint of hind tarsi one and one-half times as long as the two following together.

Mecistocerus albohumeralis sp. nov., ♀. Plate 3, fig. 3.

Niger, ubique nigricanti-tomentosus, antennis tarsisque rufis, elytris plaga magna humerali, intus striam tertiam tangente, punctis subapicalis atomisque dispersis parce cremeo-squamosis, corpore subter minute parceque albido-squamoso; antennis funiculo robusto, articulo secundo primo vix longiore, rostro in dimidia parte apicali vix perspicue remoteque punctato; prothorace transverso, fortiter crebreque punctato, apice utrinque, ut vertice, ochraceo-squamosis; scutello punctiforme glabro; elytris spatiis striis punctatis latioribus, remote seriato-setosis; femoribus posticis elytrorum apicem distincte superantibus.

Long. 6 mm., lat. 2.7.

LUZON, Mount Banahao.

Black, entirely clothed with a black tomentum; antennæ and tarsi red; elytra with a creamy humeral patch extending within as far as third stria, an apical spot on fourth interval and some dispersed specks of the same color; head and a patch on each side of front margin of thorax fawn-colored; rostrum at base between the three dorsal carinæ with a series of coarse punctures; frons with an oblong impression between eyes; prothorax one-fourth broader than long, coarsely and densely reticulate-punctate, the front part nearly impunctate, each puncture with a setiform scale; scutellum shining black, convex; elytra one and two-thirds times as long as broad (5 : 3), punctate-striate, the punctures rectangular-oblong, as long as intervening distance; hind femora broadly bare on basal half.

Mecistocerus maculipes sp. nov., ♂.

Niger, antennis tarsisque rufis, supra minute parceque ferrugineo-squamosus, maculis punctiformibus, una utrinque thoracis in disco et subter marginem lateralem, altera majore ad spatii primi basin, duabus antemedianis lateralibus, in spatio quinto et octavo, hac posteriore, atomisque dispersis plagaque dorsali, subapicali, in femoribus, albo-squamosis.

Long. 8 mm., lat. 3.8.

LUZON, Laguna Province, Mount Maquiling.

Allied to *M. albohumeralis* sp. nov. and distinguishable by the white-scaled white dots. Rostrum at base with three indistinct dorsal carinae and there rather densely punctate; the remainder very finely and remotely punctate; first joint of funicle thicker and longer than second, third and fifth cask-shaped, slightly longer than thick, the last spheric, club two and one-half times longer than thick; thorax coarsely but not so densely punctate as in *albohumeralis*, each puncture bearing, behind, a setiform scale; on each side, nearer the sides than the middle line, a small whitish scale dot of the size of scutellum, a similar one occurring below the lateral margin; scutellum rounded quadrate, convex, shining dark brown; elytra one and one-half times as long as broad, coarsely punctate-striate, the punctures nearly as long as the intervals between them, sixth series with smaller punctures at base, seventh and eighth abbreviated near shoulder, first interval with a white basal dot, similar ones at apex of fourth interval, which is more convex, in the first quarter of fifth, and in the first third of seventh and eighth intervals, moreover with dispersed white specks of color and some granules; underside nut brown, the sides of metasternum with a white setiform scale in each of the coarsely cicatrized punctures; femora before apex with a large white dorsal patch, with, at most, a small white dorsal stripe behind the middle; hind femora strongly clavate, the front edge of femoral tooth whitish.

Mecistocerus pictithorax sp. nov., ♂.

M. picticollis Pasc. similis, sed prothorace brevior, lateribus rotundatis, medio haud carinulato, isabellino-squamosus, prothorace dorso, margine laterali lato excepto, nigricante; elytris fusciscenti variegatis, fascia subapicali undulosa, obsoleta, apice, spatio primo secundoque ad basin pallidioribus, fere isabellinis; scutello transverso-rotundato, glabro; elytris utrinque ad saturae basin subtumidis, sutura spatiique granulis minutis, remote seriatis, setuligeris, plerumque squamositate occultis; tibiis posticis in triente apicali marginis antici longe albido-barbatis.

Long. 7.5 mm., lat. 3.

MINDANAO, Davao Province, Davao.

Very similar to *M. picticollis* Pasc.⁶¹ of which I have before me specimens from Java and Borneo, but the funicle is more robust, and the last two joints moniliform and thicker than long. Prothorax one and one-fourth times as broad as long, the dark dorsal patch trapeziform, without a central carina; scutellum

⁶¹ Journ. Linn. Soc. London 13 (1873) 43, pl. 1, fig. 43, subg. *Berosiris*.

rounded, transverse, bare, dark brown; elytra swollen at base, the first stria in the first quarter coarsely, the others finely, seriate-punctate, the brown spotted intervals with partly naked, remotely seriate granules, which bear a setula, the base of the second and third intervals, a wavy crossband in the second third of length, apex of elytra, and several small dots, as well as underside, isabelline-colored; hind tibiæ in apical third yellowish fasciculate on front edge.

Mecistocerus laesipes sp. nov., ♀.

Niger, latiusculus, antennis tarsisque subrufescentibus, parce, spatio secundo sextoque basi vittatim stramineo-setoso-squamosis; prothorace longitudine sesqui latiore, crebre rudeque punctato, spatiis rugosis, discum circumcurrentibus; scutello punctiforme, glabro; elytris latitudine vix sesqui longioribus, punctato substriatis, punctis in elytrorum tertia parte basali rudis, dein decrescentibus in tertia parte apicali fere evanescentibus, spatiis planis, striis multo latioribus, ut sutura remote minutissimeque seriato-granulosis; corpore subter parce lurido-setoso, femoribus rude ruguloso-punctatis, posticis elytrorum apicem superantibus, tibiis carinula externa, in tertia parte basali arcuatis ac impressione levi ad receptionem dentis femoralis idonea.

Long. 6.5 mm., lat. 3.7. .

LUZON, Tayabas Province, Malinao (5880).

A comparatively broad species with a sparse squamosity, prevailing setose and dirty ochraceous, on the elytra speckled and condensed into a stripe on base of second and sixth intervals. Rostrum with three dorsal carinæ at base; antennæ dark red, second joint of funicle as long as the thickened first, third short conical, last three spheric, club hardly twice as long as thick (9 : 5); thorax with coarse punctures, arcuate wrinkles between these partly arranged concentrically around an antemedian center, each puncture with a clavate bristle; elytra in first third coarsely, posteriorly finely striate-punctate, punctures rectangular-oblong, intervals remotely granulate; hind tibiæ in first third arcuate, with an impression interrupting the longitudinal carina and arranged for the reception of the point of the femoral tooth.

Tragopus albicans sp. nov.

Oblongo-ovatus, niger albido-squamosus, antennis subrufescentibus, funiculi articulo secundo tribus sequentibus unitis æquilongo, clava crassitudine duplo longiore; prothorace longitudine perpaulo latiore, sulco mediano obsoleto, in secundo triente

depresso, margine apicali subcristato, seria transversa e plagis rotundatis, subimpressis, pone medium excepta ubique granulis inaequalibus parce dispersis; elytris oblongo-ovatis, spatiis seriato-granulosis, granulis inaequalibus, praesertim spatii secundi in medio majoribus, raro rugulis transversis confluentibus, spatio primo ad basin callositate oblongo-elliptica, crebre granulosa.

Long. 8.2 mm., lat. 4.

LUZON, Mount Banahao.

Smaller than *T. sablanicus*, the elytra shorter and more convex, broader at base than base of thorax, but differing chiefly by the following: Club of antennæ shorter and thicker, only twice as long as thick; thorax longer than median breadth (3.7 : 3.3), flattened in apical part, apical border slightly elevated and more densely setose, the granules of different sizes, especially those on the disk before the middle, which are larger; elytra broadest in the middle, moderately longer than broad (63 : 48), first interval on base with an oblong granulate callosity, outside of it with a small longitudinal impression; granules of intervals of unequal size, here and there, especially in the middle of the suture and first interval, confluent to form transverse wrinkles.

Tragopus sablanicus sp. nov.

Oblongo-ovatus, niger, dense cinereo-squamosus, thorace elytrisque granulis minutis, glabris, dispersis, in elytris raro rugulis transversis confluentibus; antennis funiculi articulo secundo tribus sequentibus unitis aequilongo; clava crassitudine fere triplo longiore; fronte sulco mediano, prothorace subconico, longitudine latitudine aequali, linea mediana, ut seria transversa e plagis rotundatis, obsolete, formata, haud granulosis; elytris ovatis, ad basin prothorace haud latioribus, granulis squamulam minutam gerentibus; pedibus albido-squamosis, femoribus posticis plus triente apicali elytra superantibus.

Long. 9 mm., lat. 4.4.

LUZON, Mountain Province, Baguio (*Baker*), Sablan, Bureau of Science accession No. 10321 (*W. Schultze*).

Oblong-ovate, black, closely whitish-scaled, the legs sparsely yellowish gray-scaled; rostrum with erect, setiform scales; antennæ reddish brown, second joint of funicle as long as the two following together, club three times as long as thick; thorax as long as broad at base, fairly densely covered with minute, glossy, black granules, except on the median line and a transverse row of four slightly impressed, roundish spots, close behind the

middle; sides very slightly rounded, converging anteriorly; elytra at base not broader than base of prothorax, in the first sixth somewhat broader, from there to apex attenuate; intervals hardly convex, the suture slightly so, beset with granules as on thorax, but each bearing one posteriorly inserted bristle and placed here and there upon irregular transverse wrinkles; legs sparsely, the anterior more densely, covered with white scale bristles, which on the femora arise from coarse, flat punctures, these being seriate on the tibiæ; hind femora exceeding, by their apical third, apex of the elytra.

One of the Baguio specimens differs only by a sharp median carina on the posterior portion of that part of the mesosternum which forms the end of the rostral canal. This may be a secondary sexual character.

Tragopus ornaticollis sp. nov. Plate 3, fig. 5.

Niger, opacus, prothorace vitta mediana elytrisque parce saturate ferrugineo-, vitta prothoracali submarginali, utrinque in medio subcruciforme dilata cremea-, plaga in dimidia parte basali intra vittam nigro-tomentosis; prothorace linea mediana tenui, nigro-denudata, ad basin longitudine perpaulo latiore, lateribus in dimidia parte basali fere parallelis, antrorsum fortiter convergentibus; elytris similiter, ut in praecedenti, sed minus convexe granuloso tuberculatis, apice minus declivi, sutura in medio tuberculo circulari granuloso, altero minore, in declivitatis initio, subconvexo.

Long. 8 mm., lat. 4.3.

LUZON, Cagayan Province, Cape Engaño (*J. Whitehead*), one specimen in the Dresden Museum.

Dull black; antennæ dark ferruginous; a broad median and two sublateral stripes on prothorax, the latter feebly cross-shaped for half its length, dilated, creamy white with a quadrate spot inside of it, basal half of prothorax velvet black; elytra covered with scattered, fine, ferruginous tomentum, denser on the granulate callosities; second joint of funicle as long as the three following together, club not quite twice as long as thick (10 : 6); thorax a little broader than long (3.8 : 3.5), median line smooth, with a furrow on each side before the middle, disk with a few shining granules; elytra with similar callosities but less convex and ferruginous-setose-granulate than in *T. vitticollis*, the apical declivity less sloping; suture before the declivity with a larger, round granule, a smaller one in connection with and behind it.

Tragopus vitticollis sp. nov.

Niger, opacus, rostro a fronte sulco anguloso separata; antennis funiculi articulo secundo primo longiore, fere quatuor articulis sequentibus, moniliformibus, unitis, aequante, clava ovata, crassitudine sesqui longiore; prothorace ad basin longitudine perpaulo latiore, subconico, vitta sublaterali usque in humeris continuata, ochraceo-squamosa, parce nigro-setoso-squamoso, in dimidia parte apicali utrinque impressione longitudinali; elytris latitudine vix tertia parte longioribus, seriato-foveolatis, foveolis setuligeris, spatiis callositatibus granosis, una communi fere circulari in suturae primo quarto, duabus utrinque in spatio secundo et quarto, ante medium et ad declivitatem, his validioribus, sutura declivitatis initio fortiter granoso-cristata, crista ante apicem, rotundato-dilatatum, constricta; corpore subter pedibusque parce ochraceo-setosis, femoribus posticis elytra vix superantibus, apice subincrassatis ac subcurvatis.

Long. 9.7 mm., lat. 5.

MINDANAO, Surigao Province, Surigao.

This and the following species, remarkable for the close, creamy-white, tomentose vitta on each side of prothorax, have the rostrum separated from the frons by an obtuse, angular furrow which coincides with the median furrow of the former. The present species is prevailingly dull black, the anterior and posterior margins of prothorax finely bordered with ferruginous tomentum. Rostrum rugulose, punctate on the apical part; second joint of funicle about as long as the four following joints together, the last three spheric and feebly transverse, club ovate, one and one-half times longer than broad; thorax hardly broader than long (4.6 : 4.4), nearly conical, sparsely and finely punctate, toward the sides more coarsely so; in the apical half, on each side of the median line, with a linear, anteriorly converging impression, elytra lacunose-seriate-punctate, the punctures at least as large as the breadth of intervals, bearing a testaceous scale bristle within; suture in first quarter with a circular, granulose callosity which surrounds scutellum, and another before the declivity which is carinate and constricted at the middle; other more or less elliptic callosities before and behind the middle of second and fourth intervals, larger on the latter; moreover, the anterior half of the intervals bears some minute, agglomerated granules; below, especially the abdomen, closely testaceous setose, legs more sparsely so.

*Cydostethus*⁶² *obliquesignatus* sp. nov. Plate 3, fig. 6.

Ellipticus, niger, supra fuliginoso-, secundum suturam, ut spatiis raro, brunneo-, lineis tribus thoracalibus, elytris fascia obliqua utrinque postmediana, a stria secunda usque ad marginem lateralem, hic dilatata, extensa lituraque, oblonga, apicali, ut corpore subter, pallide ochraceo-squamosis; rostro rufescenti, fortiter crebreque punctato, dorso in medio vitta levi; prothorace minute remoteque granuloso, lateribus in dimidia parte basali fere parallelis, dein rotundato-convergentibus, in quinta parte apicali fortiter attenuatis; elytris sutura spatiisque alternatis, convexioribus, latioribus ac crebrius granulosis; femoribus anticis reliquis longioribus, dente majore armatis.

Long. 5.7 ad 7.6 mm., lat. 2.4 ad 3.2.

LUZON, Laguna Province, Mount Maquiling.

Cydostethus lineolatus Pascoe⁶³ also has three ochraceous vittæ on the prothorax; the remaining whitish pattern is said to be variable. The sculptural characters presented by the Philippine species were not mentioned for *lineolatus*.

Rostrum coarsely and densely punctate, except a broad, short, smooth, dorsal stripe in the middle; antennæ dark red, second joint of funicle hardly longer than first, the following gradually decreasing in size, fifth as long as thick and spheric like the remaining ones, the last transverse, club more than four times longer than thick; prothorax very minutely, scatteredly granulate; elytra hardly punctate in the striæ, the suture and alternate intervals broader, more convex, and densely granulate; sides of metasternum and its episterna remotely punctate; anterior tibiæ brownish, compressed in basal half.

Pascoe has placed the genus *Cydostethus* near *Cyamobolus* and *Euthyrhinus*; but because of the absence of ocular lobes one could be misled into placing it near *Moemactes*, following Lacordaire's key.⁶⁴ Supplementary to Pascoe's diagnosis may be mentioned the fact that in *Cydostethus* the eyes are very finely granulate and separated in front by nearly half the breadth of the tibiæ. The scape does not reach the eye, the two basal joints of funicle are elongate, the femora beneath are without a furrow fitted to receive the tibiæ. The base of elytra is lobately produced, the end of rostral canal is excavated as in *Gasterocerus* and dissimilar in the scaled excavation shown by *Euthyrhinus*.

⁶² Journ. Linn. Soc. London 12 (1873) 37.

⁶³ Loc. cit.

⁶⁴ Gen. Insect. 7: 105.

Cyamobolus definitus sp. nov. (non var.).

C. sturmi affinis, sed paulo augustior, prothorace minus transverso, parcius punctato; elytris striarum punctis plus elongatis, spatio primo callositate subbasali oblonga, ut reliquis (linea laterali- et baso-marginali, circumscutellari alteraque transversa, in secundo triente et longitudinali in spatii secundi dimidia parte apicali, albidis, exceptis) nigro-squamosis.

MINDANAO, Davao Province, Davao (7317 Baker). SAMAR, altitude 500 feet, about 150 meters (*J. Whitehead*).

Since the publication of the name *C. sturmi* var. *definitus* Heller⁶⁵ I have received further specimens which induce me to erect this form into a distinct species. It is distinguished by the basal band surrounding the scutellum, the oblong, black-scaled callosity at base of first interval, and the broad first punctate row which is at least as broad as the suture, the punctures of which are one and one-half times longer than broad.

Zeugenia rosacea sp. nov.

Z. histrio Pasc.⁶⁶ valde affinis, differt; antennis funiculi articulo tertio quartoque subcylindricis, crassitudine duplo longioribus, tribus ultimis, subconicis, crassitudine vix sesqui longioribus, clava crassitudine duplo longiore, ovata; prothorace transverso, lurido- et rosaceo-, in dimidia parte basali macula mediana, ovata, albo-squamosis ac similiter ut in *histrio* fasciculis nigris notato; scutello circulari, albido-squamoso; elytris plaga humerali obliqua, in spatio secundo ultra medium ducta, rosaceo-, macula minuta, oblonga in primo et secundo triente spatii quarti et in secundo triente spatii secundo albido-, hoc praeterea fasciculis tribus remotis nigro-fuscis, uno postmediano rosaceo-, illo, uno subbasali, altero postmediano, nigro-fuscis, reliquis cervino-squamis, punctis, nigris, dispersis; corpore subter pedibusque rosaceo-, femoribus basi maculaque antemediana albido-squamosis.

Long. 5.8 mm., lat. 3.

MINDANAO, Zamboanga Province, Zamboanga.

Pascoe has described three very closely allied species of this genus. The Philippine species before me stands next to *Z. histrio* Pasc., as figured by him, and differs by the antennæ having the third and fourth joints of funicle subcylindric, twice as long as thick, the three apical joints hardly one and one-half times longer than thick, the club twice as long as thick. More striking is

⁶⁵ Philip. Journ. Sci. § D 10 (1915) 233.

⁶⁶ Journ. Linn. Soc. London 11 (1871) 197, pl. 8, fig. 11.

the pinkish color of all parts, which are ochraceous in *Z. histrio*, the darker parts of the elytra being fawn spotted with black, the basal patch of prothorax ovate, not extending in front beyond the two blackish discal fascicules, the pinkish humeral stripe reaching beyond the middle on the second interval, the latter in the basal half with two brown fascicles; in the apical half with three, one brown, pinkish and white, a white one in the third interval before the middle, and a brown and white one behind the middle. These fascicles form three transverse rows, one at the base, another behind the middle, and the third in the third quarter. Below, except the whitish abdomen, moderately densely pinkish scaled, a spot on apex of femora white scaled.

Rhadinopus pseudofrigidus sp. nov.

Rh. centiniformi Faust⁶⁷ affinis, sed minor, elytris aliter Cryptorhyncho frigido F. similiter, pallide signatis, niger, ochraceo-squamosus, antennis rufis, fasciculi articulo primo crassitudine triplo (in centriniformi vix duplo) longiore, secundo primo aequilongo, 3. ad 5. crassitudine paulo longiore, duabus ultimis sphaericis; rostro in dimidia parte basali carinula dorsali acuta; prothorace transverso, rude crebreque punctato, longitudinaliter rugoso-carinulato, carinula mediana distincta; scutello elliptico; elytris litura straminea humerali ad suturae medium currente, spatiis, praesertim 2. et 5. acute carinatis; corpore subter similiter ut in centriniformi squamoso, sed squamulis apice nunquam bilobatis, femoribus vix dentatis, posticis dorso fere rectis.

Long. 6 mm., lat. 3.3.

LUZON, Bataan Province, Lamao (*H. E. Stevens*), Bureau of Science accession No. 9802.

Allied to *R. centriniformis* Faust, but smaller and distinguished by the following characters: Antennæ red, first joint of funicle nearly three times longer than thick at apex; thorax transverse, subconical, broadest at base, upper side besides the central carina with abbreviated, parallel, longitudinal wrinkles, between these coarsely punctate, each puncture bearing a brownish scale (not bilobate as in *centriniformis*); scutellum somewhat immersed, elliptic and squamose; elytra clothed with sparse ochraceous scales, a straw-yellow stripe running obliquely from shoulders to middle of suture, intervals, especially the second and fifth, carinate; femora indistinctly toothed, the posterior with slightly wavy lower edge.

⁶⁷ Ann. Mus. Genova 34 (1894) 289.

Rhadinopus borneonis sp. nov.

Niger, ochraceo-, elytris basi anguste nigro-squamosis, antennis rufescentibus, funiculi articulo primo incrassato, crassitudine duplo longiore, articulo secundo angustiore, primo aequilongo, duobus sequentibus crassitudine paulo longioribus, tres ultimis sphaericis, clava crassitudine duplo longiore; prothorace carinula mediana solum ad basin manifesta; scutello circulari, squamoso, carinula mediana levi; elytris spatiis subcostatis, solum penultimo carinulato; corpore subter parce, femoribus densius squamosis, his distincte dentatis.

Long. 8 mm., lat. 4.8.

BORNEO, Sarawak, Kuching, March 5, 1900, from the Sarawak Museum.

Distinguished by the comparatively strong tooth on the underside of femora and the narrow black base of elytra. Antennæ reddish brown, the first joint of funicle twice as long as thick and as long as the second.

Rhadinopus javanicus sp. nov.

Niger, nigrofusco-, elytris in triente basali, macula basali, intrahumerali, nigro-denudata, excepta, pallide ochraceo-, corpore subter parce ochraceo-squamosis; antennis rufis, funiculi articulo secundo primo, crassiore, distincte longiore, 3. ad 5. crassitudine fere sesqui, ultimo perpaulo longioribus; prothorace rude crebreque punctato, spatiis tenuiter longitudinaliterque undulato-rugosis, punctis plerumque setulis fuscis, rare squamis ochraceis gerentibus; scutello rotundato-rhomboidali, elytris spatiis acute carinatis; femoribus minute dentatis.

Long. 6.5 mm., lat. 3.8.

JAVA, from the collection of J. Faust, in the Dresden Museum.

This species differs from the closely allied *R. pseudofrigidus* by the longer second joint, the very elongate penultimate joints of the funicle, and the longitudinally undulate rugosities between the punctures of prothorax. Each puncture bears a bristle which is mostly blackish, seldom a fawn-colored, not very pointed, simple scale. The squamation of elytra is blackish brown in most of the posterior part; in the outwardly narrower basal third pale ochraceous, except a blackish, transverse, basal patch on shoulders and the partly naked suture. The striæ are coarsely punctate, much broader than the finely carinate intervals, the punctures only in the pale basal part of elytra occupied by an ochraceous scale. Femora minutely dentate, the anterior

ones more distinctly so; posterior femora hardly reaching apex of elytra.

Key to the species of Rhadinopus.

- a*¹. Prothorax broadest at base.
*b*¹. Elytra with a round or oblong basal emargination of suture for the reception of scutellum.
*c*¹. Elytra in anterior half partly paler squamose.
*d*¹. Elytra in anterior half predominantly paler squamose.
*e*¹. Scales of prothorax cordiform or two-pointed.
R. centriformis Faust.
*e*². Scales of prothorax neither cordiform nor two-pointed, the interstices between punctures without wrinkles, parallel to the central carina; basal emargination of suture nearly circular..... *R. javanicus* sp. nov.
*d*². Elytra in basal half with a pale stripe, running from shoulder to middle of suture, basal emargination of which is oblong; prothorax with wrinkles running parallel to the central carina.
R. pseudofrigidus sp. nov.
*c*². Elytra with a narrow black basal band, otherwise equally ochraceous-squamose..... *R. borneonis* sp. nov.
*b*². Elytra with transverse basal emargination of suture for the reception of the transverse scutellum..... *R. consputus* Faust.
*a*². Prothorax broadest in the middle..... *R. pascus* Faust.

Coelosternus philippinensis sp. nov. Plate 3, fig. 7.

Niger, saturate ferrugineo-, prothorace maculis duabus nebulosis, elytris utrinque maculis lineoliformibus circiter sex (tribus ad basin in medio, post medium et ante apicem in spatio primo, duabus in spatio quarto, praeterea 2 ad 3 lateralibus) nigro-, macula humerali ochraceo-squamosis, spatiis squamulis setiformibus, remote seriatis, pallidioribus; antennis rufescentibus, funiculi articulo secundo primo sesqui longiore, reliquis decrescentibus, septimo sphaerico, clava crassitudine duplo longiore; prothorace transverso, lateribus antrorsum rotundato convergentibus; scutello rotundato, minute squamoso, basi puncto glabro; elytris rude striato-punctatis, spatiis subcristato-elevatis, lateralibus seriato-subcrenulatis; corpore subter sat remote grosseque punctato, punctis squamula albida, in meta-episternis-uniseriatis, squamula ochracea repletis; femoribus inter dentem medianum et apicem dente secundo minutissimo, tibiis longitudinaliter carinulatis.

Long. 8 mm., lat. 4.

LUZON, Mount Banahao.

Black; above predominantly dark reddish brown, a few black spots, shoulders ochraceous squamose; rostrum on basal half with three dorsal carinae and bristle-bearing punctures; frons

foveolate; antennæ dark reddish brown, second joint of funicle one and one-half times longer than first, the last two spheric, club elliptic, somewhat longer than the three preceding joints of funicle together; prothorax one and one-half times as broad as long, broadest at base, with a smooth median line and clothed with larger brown or black scales, the latter condensed on each side of disk into a black dot, and moreover with some smaller hornlike transparent scales which form a double median line in the anterior half; scutellum roundish, sparingly setose-squamose, the base smooth in the middle; elytra broadest at base, there broader than prothorax, proportionately shorter, as in *C. loripes* and *C. dentipes*, the alternate intervals more convex, the punctures of striæ very coarse, as broad as the intervals, and each filled by a scale; along the suture and on shoulders covered with long, adpressed scales; intervals with series of erect, remote setiform scales, the second with four, the fourth with three, the sides with two or three lineolate black spots; moreover here and there with aggregated bluish white hyaline and vesiculous scales; below very coarsely punctate, each puncture filled by a white scale, meta-episterna with only a single row of quadrate punctures; hind legs with a second, minute tooth, hind tibiæ with fine carinulæ.

Roelofs⁶⁸ has described four non-American species of *Coelosternus* as questionably of this genus, from Japan, while the other species, enumerated by Gemminger and Harold,⁶⁹ for the Oriental Region, belong mostly to the genus *Lobotrachelus*. I have before me only *Coelosternus* (?) *electus* Roelofs, determined by D. Sharp, which is distinguished from Schönherr's first section by the shorter oblong-ovate instead of cylindric club; but, notwithstanding this, it is best placed in this genus. Lacordaire⁷⁰ mentions as particularly characteristic for *Cryptorhynchus* and *Coelosternus* a band of mostly golden-yellow bristles on the outside of the apical part of hind tibiæ, such band being absent in *C. philippinensis* but present in the following, very closely allied species from Java:

Coelosternus javanus sp. nov.

C. philippinensi sp. nov. valde affinis, sed differt: squamositate pallidiore fere numquam maculis nigris intermixta, ad humeros albicante, elytris apicem versus minus attenuatis, sutura in dimi-

⁶⁸ Ann. Soc. Ent. Belg. 18 (1875) 168-172.

⁶⁹ Cat. Col. 8 (1871) 2574.

⁷⁰ Gen. Col. 7: 123.

dia parte basali inter marginem et striam primam granulis nitidis, manifestis, remote seriatis, metasterno utrinque ad rostri receptaculum praeter squamositatem longe pallide setoso.

Long. 8 mm., lat. 4.

JAVA (*Staudinger*), from the collection of J. Faust.

Faust has labeled this species in his collection as *Cryptorhynchus aversandus* Faust in litt. It differs from *Coelosternus philippinensis* sp. nov. by the posteriorly less attenuate elytra, the paler rust-red and whitish squamation, the lack of black spots, the remote and minute but acute granules on the anterior half of suture, the carinate lateral intervals, and the whitish erect bristles on mesosternum on each side of rostral canal. The hind femur shows, as in *philippinensis*, a minute granule-like second tooth between its tooth and its apex.

Sybulus calidus sp. nov.

Sat late ovatus, ferrugineus, subter subrosaceo-albido-, supra cervino-, parce seriatim erecteque albido-, thorace utrinque vitta discoidali, antrorsum attenuata, elytris lineolis, una utrinque in spatio primo, ante et post medium illa tenui, interdum indistincta, hac latiore, maculiforme, altera in spatio quarto ad basin, fusco-nigro-, linea mediana, thorocali, cruciforme, altera latiore, interdum obsoleta, a humeris ad suturae medium currente spatioque primo, post maculam obscuram, post medianam, plus minusve albido-squamosis; antennis ferrugineis, funiculi articulo secundo primo, crassiore, aequilongo, tertio praecedenti dimidia parte brevior, tres ultimis fere moniliformibus, clava fusiforme, funiculi articulis sex praecedentibus aequilonga, crassitudine plus duplo longiore; femoribus omnibus bidentatis, posticis inter-mediisque macula obsoleta fuscescenti.

Long. 5 mm., lat. 3.

LUZON, Laguna Province, Mount Maquiling.

As Pascoe himself mentioned, the characters relating to the antennæ cannot stand. Lea⁷² also describes a *Sybulus* from Cape York with different antennæ and sees the principal characters of this genus in the coarsely granulate eyes, the proportionately longer rostrum, the cylindrical club, the slightly excavate rostral canal, and the bidentate femora, which are furrowed beneath.

I have before me a species from New Guinea that, in spite of Pascoe's different drawing of the antennæ, I take for *peccua-*

⁷² Proc. Linn. Soc. New South Wales 32 (1907) 429.

rius Pasc., from Batjan. From this and from another species from Borneo, the Philippine species differs chiefly by the squamation. Its ground color is dark reddish brown, the upper side covered with fawn-colored scales, the underside with sparse, reddish white scales; prothorax with a whitish cross-shaped or sagittate marking on the disk, limited along each side by a brown stripe; elytra with a whitish band, running from shoulder to middle of suture, first interval before and behind the middle, and fourth interval at base, with a short blackish brown streak, and like the others with erect, oblong, white scales, condensed on first interval, behind the postmedian dark streak, to a white stripe; antennæ reddish yellow, scape hardly reaching anterior margin of eye, second joint of funicle as long as the thickened first and half as long as the third; frons coarsely and densely punctured with a small brown dot between the eyes; prothorax transverse (5 : 8), the base somewhat the broadest, coarsely and very closely punctured, and with large scales; scutellum rhomboidal, sparingly and minutely scaled; elytra broader and more densely squamose than thorax, punctate, striate, fifth and sixth striæ impressed at base, the punctures of striæ rather closely seriate and each filled by an oblong, adpressed, whitish scale; the fawn-colored and whitish scales of intervals roundish, the erect brown and seriate white scales oblong-triangular; fourth and sixth intervals convex on base; hind femora not extending beyond fourth sternite, tibiæ broadest at base, gradually attenuate toward apex, the fine longitudinal carinæ mostly covered by the scales.

Nechyrus bifasciculatus sp. nov.

Niger, opacus, prothorace sat dense grosseque, elytris parce minutissimeque, cano-squamosis, his spatio primo pone basin tuberculo, in suturae parte mediano lineola, altera in spatio secundo, ante declivitatem, subcristatis, nigro-velutinis; antennis funiculi articulo secundo primo tertia parte longiore, reliquis moniliformibus, septimo transverso-globosi, clavae adpresso; rostro in dimidia parte basali carinula dorsali ac crebre fortiterque, in parte apicali minute punctato; prothorace lateribus rotundatis, carinula mediana tenui; scutello minuto hemisphaerico, ochraceo-tomentoso; elytris foveolato-striatis, foveolis dorsalibus ellipticis, earum longitudine inter se vix distantibus, spatiis punctis perpaulo latioribus, ut sutura in triente basali, granulis nitidis remotis, solum ad humeros acervatis; corpore

subter parce, femoribus sat dense albido-, tarsis dense cano-, tibiis nigricanti-squamosis.

Long. 9 mm., lat. 4.5.

MINDANAO, Zamboanga Province, Zamboanga.

Somewhat similar to *N. cristatus* Faust, but the white-scaled thorax without black-scaled, longitudinal stripes, moderately densely punctate, not all punctures filled by a white scale, disk with a smooth median carina; antennæ black, second joint of funicle more than one and one-half times longer than first, the following spheric, seventh slightly thicker than long, club one and one-half times longer than thick; thorax hardly broader than long (3.7 : 3), the sides feebly rounded; scutellum minute, hemispheric, yellowish-scaled; elytra not quite one and one-half times longer than broad (7 : 5), sides parallel in basal half, dull black, more sparsely covered with much smaller scales than prothorax, apparently unscaled if seen with the naked eye, foveolate-punctate-striate, the inner striæ hardly impressed, the punctures elliptic, each distant from the other by its length, on anterior border of cavity a black seta, inserted from behind; intervals a little broader than striæ, second and fourth more distinctly convex than the others, second in the middle fifth slightly convex and near the base with an oblong callosity, both black, like the second third of suture and some lateral spots; intervals throughout, suture in anterior half, with a row of remote smooth granules; below coarsely punctate, covered with pale, scattered, roundish scales; femora coarsely rugose-punctate, with similar but longer and denser scales, and interspersed with black setæ; tibiæ black setose, tarsi densely white-scaled, posterior femora extending distinctly beyond apex of elytra.

Nechyrus humerosus sp. nov.

Praecedenti similis ac affinis, sed supra parce unicolor ochraceo-squamosus; prothorace apice et utrinque in disco squamulis nigris maculatim fasciculatis, lateribus in dimidia parte basali postrorsum subdivergentibus, angulis posticis subacutis; elytris ad humeros productis ac oblique truncatis, ad truncaturae angulum externum (ut in humeralis Faust) maxima latitudine, foveolato-striatis, foveolis plus minusve rotundatis, spatiis punctis paulo latioribus, ut in bifasciculato alternatis convexioribus ac partim nigro-costato-fasciculatis, praesertim spatio secundo, pone basin, tuberculo oblongo, nigro-fasciculato, distincto.

Long. 10 mm., lat. humeralis 5.

SAMAR, altitude 500 feet, about 150 meters (*J. Whitehead*), received from Staudinger.

Elytra as in *N. humeralis* Faust,⁷³ produced and obliquely truncate at shoulders, otherwise similar to the preceding (*N. bifasciculatus*) but distinguished as follows: Rostrum at base only a little more coarsely punctate, without dorsal carina; thorax broadest at base, there one-seventh broader than long, lateral margin in posterior half hardly converging toward base, sides with a few smooth granules, hind angles acute, disk carinulate in the middle and with a transverse row of four black, fasciculated spots, the anterior margin with two such spots, scales like those of elytra, minute, remote, ochraceous; scutellum hemispheric, yellowish-scaled; elytra with rows of more or less roundish or quadrate punctures, which are never distinctly oblong; an elevated stripe on declivity of suture, a tubercle at base, and an elevated stripe in the middle of second interval black-scaled; femora covered prevailingly with ovate and sparser lanceolate scales.

Nechyrus lineicollis sp. nov.

Aterrimus, prothorace in dimidia parte basali linea mediana elytrisque, his perminute remoteque, luteo-squamosis, spatio primo ante declivitatem, secundo pone basin et ad declivitatem, 3. et 4. solum ad declivitatem, macula oblonga, nigro-fasciculata, posterioribus fasciam obliquam formantibus, prothorace longitudine paulo latiore, rude crebreque, apicem versus subtilius punctato; scutello minuto, subacuminato-rotundato; elytris prothorace latioribus, punctato-substriatis, spatiis convexiusculis, striarum punctis oblongis confertis; corpore subter parce minuteque luteo-squamoso, metasterno sternitoque primo nitidioribus, femoribus rude crebreque punctatis, tibiis, praesertim posticis, nigro-fimbriato-squamosis.

Long. 7.2 mm., lat. 3.7.

LUZON, Mount Banahao (4515).

Dull black all over, covered with scattered, minute, luteous scales, a median stripe on posterior half of prothorax with larger and denser scales, metasternum and first sternite glossy, remainder minutely and remotely luteous-scaled; rostrum on basal half coarsely, somewhat seriatly, finely punctate; antennæ

⁷³ Ann. Mus. Genova 40 (1900) 77. This species is chiefly distinguishable by a transverse row of four tubercles on the declivity, the inner two of which are much larger than the outer.

dark red, inserted in the middle of rostrum, first and second joints of funicle elongate and equal in length, third and fourth short, conic, fifth to seventh spheric, the last transverse, club ovate, not quite twice as long as broad; thorax hardly broader than long, subconical, sparsely blackish setose, irregularly coarsely and closely punctate, in front more sparsely so, punctures varying in size, in the apical half with a fine, smooth median line; scutellum roundish, finely, sparsely, and yellowish-haired; elytra punctate-striate, dorsal stripes less impressed, coarse punctures oblong, the distance between them less than the length of a puncture, second interval near base, first to fourth intervals on the declivity, with a short, bristly stripe, followed behind by a smooth spot; femora coarsely and densely punctate; tibiæ, especially the posterior, black fimbriate.

Odosyllis albolinea sp. nov.

O. intricatae Faust⁷⁴ affinis, sed differt: prothorace minus transverso (4.2 : 3.5), subconico, multo subtilius dense punctato, elytris in dimidia parte basali, spatiis planiusculis, tertio in dimidia parte apicali, minori dense albido-squamoso.

Long. 10 mm., lat. 4.5.

LUZON, Nueva Vizcaya Province, Imugan.

Closely allied to *O. intricata* Faust, but more shining; antennæ with much slenderer funicle; prothorax less transverse, less constricted in front, with much finer punctures, each filled by a circular white scale. Intervals in basal half nearly flat, broader than the striæ, in apical half, especially on sides, distinctly costate and there hardly broader than the striæ, third interval in apical half densely white-scaled; abdomen with large, white, dispersed scales; femora and tibiæ with scattered salmon-blue scales, the latter much more compressed, as in *O. intricata*, and fringed with black, spatuliform scales on outer edge.

Odosyllis subsulfurea sp. nov.

Fusco-niger, antennis subrufescentibus, corpore omnino, mesosterno, metasterno, sternito primo, inter coxas, pedibusque albido-squamosis exceptis, sulfureo-squamoso; rostro, basi excepto, glabro; prothorace transverso, in triente apicali fortiter attenuato, perparce irregulariterque granuloso; scutello rotundato, nigro-glabro, in dimidia parte basali utrinque puncto niveo-squamoso; elytris punctato-striatis, spatiis planis, ut sutura granulis perpaucis remotis, sutura apice spinosa; femoribus posticis elytra vix

⁷⁴ Stettin. Ent. Zeit. (1890) 75.

superantibus, tibiis posticis ut anticis fortiter compressis, latis margine exteriori curvatis, secundum marginem maxima parte nigro-squamosis.

Long. 4.5 ad 7 mm., lat. 2.5 ad 3.2.

LUZON, Mount Banahao (8444), Mount Maquiling.

Blackish brown, except mesosternum, metasternum, intercoxal process of first sternite, and legs, which are whitish; elytra somewhat densely and unequally yellowish-scaled; scutellum round, smooth, with a characteristic snow-white scale spot on each side of basal half; rostrum finely and dispersedly subseriate-punctate, at base more coarsely punctate; antennæ red, first and second joints of funicle of equal length, each longer than third and fourth together, fourth longer than the two succeeding joints, sixth slightly transverse, seventh strongly so (5 : 7), the last pubescent and adpressed to the elliptic club, which is twice as long as broad; frons between eyes with an indistinct, longitudinal impression and scattered black scale spots; prothorax transverse, with a median furrow at base and scattered, black, shining granules except on a transverse area on basal half. Base of elytra less produced on inner half, and less emarginate on outer half, as in *Euthyrhinus meditabundus*, the striæ finely and densely seriate-punctate, intervals even and, like the acutely produced suture, with many distantly seriate granules, forming about the middle of the suture a loose group extending on each side nearly to the fourth stria; hind femora extending slightly beyond apex of elytra, on the outside carinate, covered with scales as large as, but less dense than, those of the metasternum; fore and hind tibiæ broad, strongly compressed, outer edge curved and broadly black, here and there white-scaled.

Odosyllis chlorizans sp. nov.

O. subsulfurea affinis, sed supra variegatim pallide aeruginoso-squamosa, rostro validiore, basi rude subseriato-punctato, prothorace multo crebrius minuteque granuloso; scutello oblongo-elliptico, nudo; elytris paulo inaequalibus spatiis, praecipue secundo, convexioribus, in dimidia parte basali sat crebre, in parte apicali confertim uniseriato-granulosis, meso-, metasterno abdomineque ut pedibus minute minus dense albo-squamosis.

Long. 8 mm., lat. 3.9.

LUZON, Laguna Province, Mount Maquiling.

Black, upper side covered with fine, pale verdigris-colored scales, partly black-cloudily denuded; rostrum stouter than in *O. subsulfurea*, strongly and densely punctate at base and there

with a fine, median carina; antennæ reddish brown, club black, second joint of funicle as long as first, equal in length to the two and one-half following joints together, seventh a little broader than long, conical; prothorax unequally, densely and finely granulate, each granule bearing a short, anteriorly directed, black bristle; scutellum elongate, elliptic, bare; elytra produced at apex of suture into a point; intervals, especially the second, convex and rather densely uniseriate-granulate only in the apical half, but the granules much closer together than in *O. subsulfurea*; below moderately densely covered with whitish scales, only those on prosternum verdigris-colored; hind femora without a lateral carinula; tibiæ very similar to those of *subsulfurea*, strongly compressed, the posterior cultrate; tarsi white setose on the back.

Odosyllis sellata sp. nov.

Isabellino-squamosa, elytris macula basali, inter striam secundam et quartam plagaque communi discoidali, postmediana, transverso-ovali usque ad striam quartam extensa, fuscis; prothorace transverso, lateribus fortiter rotundatis dorso ubique sat remote granuloso; scutello convexo, squamoso, subtransverso; elytris spatiis aequiminute ac remote, in spatio 7. et 8. artius seriato-granulosis, sutura apice spina communi.

Long. 12 mm., lat. 5.5.

MINDANAO, Zamboanga Province, Zamboanga.

Of the same size as *O. crucigera*, but sides of thorax more rounded; upper side all over, except outer third of basal margin, equidistantly granulate, the seriate granules of the intervals equally minute and rather remote; scales isabelline-colored, a small roundish spot at base of elytra between second and fourth striæ and a larger, blackish brown one, common to the two elytra, transverse ovate, behind middle of suture, extending to fourth stria; a short black streak on shoulder bare; second joint of funicle as long as the two following together, these and the fifth of the same length, a little longer than thick, the last as long as thick; prothorax broader than long (11 : 8.6) with an indistinct median impression in basal half; elytra produced at apex into a point, the seventh and eighth intervals somewhat more densely striate-granulate than the others; hind femora on the outside with an indication of a longitudinal carina.

Odosyllis bilineola sp. nov.

O. pauxilla affinis, sed plus aequaliter ac pallidius griseo-squamosa, antennis funiculi articulis 3. ad 7. fortiter transversis;

prothorace plus transverso, elytris apice mucronatis, spatiis alternatis, praesertim septimo, convexioribus, macula suturali quadrata ad scutellum, lineola in spatii tertii primo triente fuliginoso-vitta, vix observanda a humeris usque ad suturae secundum trientem currente, ut spatio septimo corporeque subter, pallidius squamosis.

Long. 6 mm., lat. 3.

LUZON, Mountain Province, Baguio.

Closely allied to *O. pauxilla*, but distinguished by the shorter and more robust antennæ, the last three funicular joints of which are strongly transverse; by the broader thorax (3.4 : 4.9), the sides of which diverge posteriorly in the basal two-thirds; by the sparser granulation; and by the remotely granulate intervals, the second of which bears four approximate granules behind the basal impression. A quadrate sutural spot behind scutellum and first third of third interval nut brown, an indistinct oblique vitta, passing from shoulder to second third of suture, whitish; sides of prosternum pure white scaled.

Odosyllis octopunctata sp. nov.

Fusco-niger, prothorace subrufescenti, antennis fulvis; prothorace confertim subgranuloso-punctato, sat dense luteo-squamoso, basi utrinque macula nivea, elytris simplice profundeque striatis, spatiis seriebus 2 vel 3, e squamulis luteis formatis, spatio tertio ante medium puncto, ad declivitatem, ut septimo in medio, lineola, prosterno dense, abdomine minus dense, niveo-squamosis.

Long. 2.8 ad 3.1 mm., lat. 1.5 ad 1.8.

LUZON, Laguna Province, Los Baños and Mount Maquiling.

This species, easily recognizable by the white-scaled spot markings, is of a blackish brown ground color, the depressed apex of rostrum and thorax more reddish, only the antennæ yellowish, stout, the scape hardly three times longer than thick, funicle scarcely twice as long as scape, its last four joints transverse, gradually increasing toward the ovate club which is hardly twice as long as thick; prothorax densely, somewhat granulate-punctate, its base forming a slight convex curve, like vertex and elytra sparsely covered with luteous scales; scutellum bare; elytra simply and strongly striate, third interval before the middle with a quadrate white spot; second third, seventh interval in the middle, and prothorax on each side at base with a short white-scaled stripe; prosternum and middle of metasternum very densely, the abdomen and the legs more sparsely,

covered with white scales; femora minutely dentate, without a longitudinal carina; tibiae carinulate.

Odosyllis octopunctata var. *cervina* var. nov.

Praecedenti valde affinis sed paulo major, elytris dense cervino-squamosis, spatio tertio ante medium macula minuta subquadrata, spatio septimo, octavo margineque laterali in secundo triente macula communi multo majori albo-squamosis; prothorace utrinque macula basali nulla.

Long. 4 mm., lat. 2.

LUZON, Laguna Province, Paete.

Differs from the typical species by its larger size; absence of basal spots on each side of thorax; the denser fawn-scaled elytra which show only on the third interval before the middle a small, subquadrate patch and a larger, lateral one common to the seventh and eighth intervals; and the white-scaled lateral margin.

Perhaps later more specimens will necessitate the specific separation of this form.

*Odosyllis eubuloides*⁷⁵ sp. nov.

Niger, ochraceo-squamosa, elytris plaga dorso-basali, triangulare, suturae medium attingente, nigra; antennis subrufescentibus, funiculi articulo secundo primo sesqui longiore, 3. ad 7. crassitudine perpaulo longioribus, octavo aequante; prothorace fortiter transverso, utrinque ad marginem lateralem et ad basin granulis paucis acervatis; scutello subrotundato, nigro-glabro; elytris latitudine minus sesqui longioribus, spatiis alternatis subconvexioribus, per totam longitudinem, reliquis in triente basali ac manifeste, sutura ut margine apicali minute, seriato-granulosis; corpore subter pedibusque dense squamosis, his praeterea remote minuteque setoso-granulosis.

Long. 7.2 mm., lat. 4.

LUZON, Tayabas Province, Malinao.

Black, luteous; a large basal patch on elytra, acuminate behind and reaching middle of suture, black, brownish-scaled toward base; rostrum reddish on apex, rugulose along basal part, the rest hardly perceptibly punctate; antennae dark brown, second joint of funicle one and one-half times longer than first, the following scarcely, eighth not longer than thick, club not quite twice as long as thick (9 : 5); an indistinct medial spot on vertex, and another above eye, paler-scaled than remainder of head;

⁷⁵ This name is given because of the resemblance to *Eubulus triangularis* Boh., a Brazilian weevil.

thorax transverse, broadest at base, on each basal angle with an accumulation of 6 to 8, and below the lateral margin with numerous, shining, brown granules, on the attenuate apical part with dissociated yellowish brown bristles; scutellum roundish, convex, smooth, dark brown; elytra not quite one and one-half times longer than broad (3 : 2.2), not broader at base than base of prothorax, broadest in the first third, apex not produced into a point, striæ fine, the alternate intervals slightly convex, extending as far as basal patch; sides in the first third like the suture, but this more minutely, remotely seriate-granulate; underside covered with large circular scales, these longer in forepart of body, femora with longer, scattered, scaled bristles; anterior femur with a strong tooth, the others unarmed, the posterior reaching nearly to apex of elytra.

Odosyllis albifrons sp. nov.

Niger, pallide isabellino-squamosa, fronte macula rotundata, prothorace macula nebulosa in angulis posticis, elytris fascia obliqua indistincta, posthumerali, puncto subapicali maculisque punctiformibus paucis, albido-, macula oblongo in spatii tertii et quarti basi, nigro-squamosis; prothorace transverso (4 : 6), lateribus rotundatis, in quarta parte anteriore fortiter angustatis, sat crebre, maculis basalibus pallidis exceptis, nitido-granuloso, in dimidia parte basali linea mediana tenui, nuda; scutello rotundato-quadrato, nigro-glabro; elytris spatiis alternatis vix convexioribus, ut sutura minute remoteque seriato-granulatis, femoribus posticis elytrorum apicem haud attingentibus.

Long. 7 mm., lat. 3.8.

LUZON, Laguna Province, Mount Maquiling.

Black; pale isabelline-colored varying to fawn, an elliptic frontal spot, a transverse one above eye, posterior angles of prothorax, an indistinct oblique band between third and eighth striæ behind shoulder, a common spot on preapical callus of fourth to eighth intervals, and some scattered umbilicate punctures on elytra whitish; a rectangular-oblong spot at base of third and fourth intervals velvet black-scaled; rostrum similar to that of the preceding species, *O. eubuloides*; antennæ reddish brown, second joint of funicle as long as first, third as thick as long, the following increasing in thickness, eighth transverse, club short ovate (12 : 19); thorax more than twice as broad as long, fairly densely granulate, the whitish scale spot on posterior angles hardly so; scutellum oblong rounded-rectangular, convex, smooth, dark brown; elytra ovate-acuminate, broadest behind shoulders, the

alternate intervals hardly more convex, and like suture seriate-granulate to apex; underside rather densely scaled, intercoxal process of first sternite more sparsely scaled; femora infusate on apex with scattered granules, each bearing a pale scale.

Odosyllis leucometopus sp. nov.

O. albifronti simillima, sed differt supra squamositate praecipue albida tecta; antennarum funiculo tenuiore, articulo secundo primo distincte longiore; prothorace longitudine tantum sesqui latiore, plaga oblonga utrinque basali, oblonga, densius albosquamosa, excepta, sat confertim minuteque granulatis, granula quaque squamulam, reliquis angustiolem, gerente; elytris spatiis plus convexiusculis, macula nigro-fusca, subrhomboidali a margine basali plus distante; spatio secundo tertioque ante declivitatem macula communi, subrotundata, nigro-fusca, septimo octavaque (ut in *albifronti*) altera, apicali, dense albido-squamosis.

Long. 7.5 ad 9 mm., lat. 3.8 ad 4.8.

LUZON, Laguna Province, Mount Maquiling. MINDANAO, Zamboanga Province, Zamboanga.

This species resembles *O. albifrons* so closely that one might believe it to be the other sex of that species; but the very differently shaped thorax, which is only one and a half times broader than long, gives evidence of a different species; moreover the thorax of *albifrons* shows a faint central carinula in the basal half, which is wanting in *leucometopus*; also each granule in the latter species bears a squamula of smaller size than those between them, whereas in *albifrons* they are equal.

Odosyllis pauxilla sp. nov.

Niger, fusco- atque cinereo-, subter albido-squamosa, prothorace basi maculis duabus medianis, obsoletis, elytris macula quadrata suturali, pone scutellum, lineola subbasali in spatio tertio, altera, antemediana, in spatio primo, cum fascia postmediana, spatio 1 ad 3 communi, confluenti, fuliginoso-, fascia lata subapicali albido-squamosis; prothorace irregulariter, parce minuteque granuloso, granulo singulo setam fuscescentem gerente; scutello convexo, obovato, squamoso; elytris ad basin depressis, spatiis in dimidia parte basali fortius, reliquis minute, perremote granulosis, sutura apice subproducta; tibiis anticis rectis subcompressis.

Long. 5 mm., lat. 2.3.

LUZON, Laguna Province, Los Baños.

Excepting *O. vitiosa* Pasc., which is 4.2 millimeters long, this is one of the smallest species of *Odosyllis* and is readily recognizable by the dark brown scale pattern of the elytra. Black; below reddish white, above ashy with brownish shades and patches of blackish scales; rostrum reddish, finely seriate-punctate, isabelline-scaled at base, with a bare dorsal stripe; the two elongated basal joints of funicle of equal length, the following as long as thick; head fawn colored, an indistinct median stripe on vertex and some scales on inner border of eye paler; thorax transverse (3: 4.1), sides in basal third feebly rounded, in apical part strongly constricted, the latter and some patches on posterior angles paler cloudy; two approximate basal spots in the middle nut-brown scaled, the granules sparse and minute, irregularly scattered, and with an anteriorly inserted scale bristle; posterior half, except the hind angles and an area on each side of disk, free from granules; scutellum convex, ovate, ochraceous; elytra produced on apex of suture into a short point, at base transversely impressed, the intervals in basal half coarsely, in apical half much more finely and remotely granulate; a quadrate sutural spot behind scutellum, a short basal stripe on third interval, a transverse, postmedian, outwardly dilated band, common to the first to third intervals, and produced anteriorly in such a manner on first interval that it forms on the right an L-shaped (reversed on the left) pattern of dark nut brown, limited behind by a large whitish band; below closely whitish squamose, the scales of prosternum more or less isabelline-colored in the center; hind femora hardly reaching hind margin of fourth sternite and with a feeble trace of a longitudinal carina.

Odosyllis *similis* sp. nov.

Niger, supra unicolore cinereo (vix fumato-nebuloso-) subter isabellino-squamosus, rostro in dimidia parte apicali vix perspicue punctulato, antennis obscure sanguineis, funiculi articulo primo secundo perpaulo brevior, septimo, tomentoso crassitudine paulo longior; prothorace fortiter, in parte apicali minute, vitta indistincta intra marginem lateralem vix granulata; scutello elytris concolore, his subtiliter striatis, spatiis uniseriatim nigro-nitido-granulatis, spatii primi dimidia parte basali granulis partim vix diametro eorum inter se distantibus; sutura apice obtuse subproducta.

Long. 7 ad 9 mm., lat. 3 ad 4.4.

LUZON, Mount Banahao.

Unicolored ashy gray with a distinctly shining, black, granulate thorax, a stripe on each side of disk nearly without granules; antennæ dark reddish brown, first and second joints of funicle nearly equal in length, seventh subconical, as long as broad; scutellum like elytra, gray scaled; elytra on suture and intervals uniseriate granulate, the granules on first interval in groups, each distant from the other by scarcely its diameter; below isabelline-colored scales; intermediate and posterior tibiæ with a black setose dot on outside of apex, front femora inside with a fairly distinct carinula. This species is similar to the following one, but is distinguished by the different granulation and the scutellum, which is not pure white scaled.

Odosyllis alboscutellaris sp. nov.

Unicolor ochraceo-, subter plus isabellino-, scutello, rotundato, niveo-squamosis; rostro nigro, subtiliter, basi fortius punctato ac hic squamoso, antennis funiculi articulo tres ultimis longitudine latitudine fere aequalibus; elytris apice haud mucronatis, spatiis seriato-granulatis, granulis in spatii 6. et 7. dimidia parte posteriore oblongis, in spatii septimi, tertia quarta granulis approximatis, distantia inter haec longitudine aequalibus.

Long. 6 mm., lat. 3.

LUZON, Laguna Province, Mount Maquiling.

Unicolored pale ochraceous, below isabelline colored, the roundish scutellum snow-white scaled; rostrum black, finely and remotely punctate, toward base more coarsely so, and there scaled, with a bare dorsal carina, reaching upward to anterior border of eye; antennæ fulvous, club blackish, first joint of funicle hardly longer than second, the last three joints nearly as long as thick; prothorax transverse, the basal two-thirds of sides rounded, above remotely black granulate; elytra not produced at apex, the intervals remotely seriate granulate, first to third intervals at base with larger, roundish, marginal granules; seventh to ninth in posterior half with oblong granules, which in the third quarter of the seventh interval are so close together that the space between them is hardly as long as a single granule; scaling of underside mixed with remote, longer, and paler scale bristles.

*Key to the species of Odosyllis.*⁷⁶

a¹. Striæ of elytra, at least in apical half, as broad as the carinate intervals.

⁷⁶ The species *atomaria*, *vitiosa*, *granulicollis*, *terrena*, *irrorata*, *ingeus*, and *gemmato* of Pascoe I know only from the descriptions.

- b*¹. Suture granulose-punctate; intervals even in basal half costulate; third interval without a white scale stripe. Philippine Islands.
O. intricata Faust.
- b*². Suture minutely and remotely seriate-punctate; intervals in basal half flattened, the third, in apical half, densely white scaled. Philippine Islands..... *O. albolinea* sp. nov.
- a*². Striæ of elytra much narrower than intervals.
- c*¹. Prothorax deeply impressed at base before scutellum. New Guinea.
O. crucigera Pasc.
- c*². Prothorax without a deep impression before scutellum.
- d*¹. Sides of prothorax with a group of acute, spinelike granules before the constricted apical part.
- e*¹. Elytra dark brown, scaled with scattered black dots. New Guinea..... *O. maior* Heller.
- e*². Elytra with a large semicircular lateral patch, which occupies nearly the whole lateral margin and touches inside the second stria. New Guinea..... *O. lateralis* Heller.
- d*². Sides of prothorax without spinelike granules.
- f*¹. Elytra distinctly produced at apex of suture into an acute point; when not produced, then the size of body is less than 5 millimeters.
- g*¹. Front tibiæ strongly compressed, cultrately curved.
- h*¹. Prothorax equidistantly granulate, elytra short-ovate. Celebes..... *O. congesta* Pasc.
- h*². Prothorax irregularly dispersed granulate, elytra oblong ovate.
- i*¹. Scutellum circular, intervals of elytra with a single row of very remote granules. Philippine Islands.
O. subsulfurea sp. nov.
- i*². Scutellum elongate-elliptic, elytra on the intervals irregularly, partly densely granulate. Philippine Islands.
O. chlorizans sp. nov.
- g*². Front tibiæ neither compressed nor curved.
- j*¹. Elytra with a large, common, dark sutural spot; length of body more than 10 millimeters.
- k*¹. Sutural patch roundish, situated at base and extending backward to middle of suture. Philippine Islands.
O. mindanaoensis Heller.
- k*². Sutural patch transverse, roundish, situated behind middle of suture. Philippine Islands... *O. sellata* sp. nov.
- j*². Elytra without a common dark sutural patch; length of body usually less than 10 millimeters.
- l*¹. Elytra without pure white spots, chiefly gray scaled, except a brownish stripe at base of the inwardly curved third interval. Philippine Islands.
O. bilineola sp. nov.
- l*². Elytra with eight pure white spots. Philippine Islands.
O. octopunctata sp. nov.
- f*². Elytra not produced into a point at apex of suture.
- m*¹. Elytra with bicolored scaling.
- n*¹. Apical part of elytra entirely or, at least, partly dark.

- o¹. Elytra in apical part dark, in basal half pale scaled.
New Guinea..... *O. opposita* Pasc.
- o². Elytra in apical part only with a roundish black sutural
patch. New Guinea..... *O. apicalis* Heller.
- n². Apical part of elytra pale.
- p¹. Basal part of elytra with a large, common, triangular
basal patch, extending to middle of suture. Philip-
pine Islands..... *O. eubuloides* sp. nov.
- p². Basal part of each elytron with a dark brown streak
or subquadrate spot.
- q¹. Frons whitish scaled. (Besides the two Philippine
species, others from Java, Borneo, Sumatra, and
Key belong here.)
- r¹. Prothorax twice as broad as long; scales of granules
equal to the others. Philippine Islands.
O. albifrons sp. nov.
- r². Prothorax one and a half times broader than long;
scales of granules narrower and longer. Philip-
pine Islands..... *O. leucometopus* sp. nov.
- q². Frons dark brown scaled, prothorax one and one-third
times broader than long. Philippine Islands.
O. pauxilla sp. nov.
- m². Elytra unicolored, more or less pale luteous or isabelline
scaled. (Here must also be placed *granulicollis* from
Celebes, which shows the intervals of elytra "subseriatum
granulatis.")
- s¹. Prothorax distinctly and rather densely granulate; scutel-
lum concolorous with elytra; front femora along inside
with a fairly distinct carinula. Philippine Islands.
O. similis sp. nov.
- s². Prothorax minutely and remotely granulate; scutellum
pure white scaled; front femora without longitudinal
carinula. Philippine Islands.... *O. alboscutellaris* sp. nov.

Blepiarda apicalis Heller.

The species described by me as *Endymia apicalis*⁷⁷ is a *Blepiarda*, of which genus only Australian and Papuan species have been hitherto known. I was misled in this case by the formation of the antennæ. *Endymia philippinica*, however, is a true *Endymia*. *Blepiarda apicalis* is closely allied to *B. simulator* Pasc., but differs by the longer club, which is one and one-half times longer than all the other joints of the funicle together, by the narrower elytra, the striæ of which are not incurvate at base; by the suture, which is smaller than the first interval and not elevated before the declivity; and by the light convex second to fourth intervals, each of which bears about four pustules, the

⁷⁷ Philip. Journ. Sci. § D 10 (1915) 29.

basal ones of which are ashy, the others smaller, and blackish scaled behind the middle.

ZYGOPINÆ

Agametis proba sp. nov.

Nigra, supra cervino-, subter ochroleuco-squamosa, rostro, antennis tibiisque ferrugineis; funiculi articulo secundo articulis sequentibus dimidiaque clavae unitis aequante; prothorace, vitta utrinque dense squamosa excepta, grosse parceque punctato; scutello trapezoidali, cervino-squamoso; elytris dorso in primo triente depressiusculo, subseriato-punctatis, punctis squamula minuta pallidiore imperfecte expletis, sutura in dimidia parte basali denudato-rugulosa, post medium plaga communi rotundato-trigona, usque ad striam secundam extensa, albido-squamosa, post fascia nigricante, in spatio tertio antrorsum ducta, determinata, macula humerali oblonga spatiiisque duobus extremis, apice exceptis, fuscescentibus.

Long. 6 mm., lat. 2.7.

LUZON, Mount Banahao.

Similar to *A. segnis* Faust; above fawn-colored, below yellowish-white scaled; rostrum and antennæ yellowish red, the former remotely and finely (in *segnis* in the whole basal part closely and coarsely) punctate in anterior half of basal part; second joint of funicle as long as all the following and the club together; prothorax nearly twice as broad as long on the median line (19 : 11), broadest in the middle, the sides before the acute posterior angles slightly sinuate, except a longitudinal scale stripe on each side, coarsely and especially on the disk, remotely callose-punctate; scutellum trapeziform, densely, transversely ochraceous scaled; elytra more than one and one-half times as long as broad (8 : 5), intervals slightly convex, only on the declivity with some seriate granules which, mostly, bear a longer whitish bristle; striæ with paler scales which do not entirely fill the punctures, scaling of underside very dense, on sides of mesosternum composed of large ovate scales; hind femora extending to apex of elytra, in apical half with brownish dorsal shading.

Agametis festiva Pascoe.

Agametis festiva Pasc. (= *pulchra* Kirsch.),⁷⁸ an elegant species, distributed from Malacca through Borneo, Ceram, Batjan, and Amboina to New Guinea, occurs also in the Philippine Islands, where it was found by Baker (13194) at Dapitan, Mindanao.

⁷⁸ Heller, Abh. Ber. Mus. Dresden No. 2 (1894) 5.

Emexaure suturalis sp. nov. Plate 3, fig. 9.

Niger, elytris rostroque obscure rufis, antennis fulvis, prothorace margine basali in parte mediano, scutello, sutura in triente parte apicali et ante medium niveo-, reliqua nigro-, spatiis 2., 3., et 5. ad basin corporeque subter niveo-squamosis; prothorace transverso, varioloso-punctato, linea mediana in dimidia parte basali margineque apicale ut lateribus in dimidia parte posteriori, levibus; elytris prothorace multo latioribus, basi truncatis, deciens fere simpliciter striatis, spatiis dorsalibus in parte anteriori sat dense granulosis, reliquis levibus; pedibus parce albido-piloso-squamosis.

Long. 2.8 mm., lat. 1.5.

LUZON, Laguna Province, Mount Maquiling.

Black; rostrum and elytra dark reddish brown with white-scaled, lineolate spots on suture; antennæ fulvous; thorax transverse and, except basal half of median line, covered with large but flat shagreened punctures, its sides slightly divergent posteriorly, broadest before base; base on each side with a semilunar, transverse white band nearly connected with the opposite white band; scutellum with scales of same color; elytra strongly (from the fifth stria finely) striate; only the three exterior striæ more distinctly but very remotely punctate, the others hardly punctate, eighth abbreviated on shoulder; base sparsely whitish haired, fifth dorsal interval with fine granulation which extends to first interval beyond the middle and becomes gradually shorter on the others, so that on shoulder there is only a remnant of it; femora denticulate, first joint of hind tarsi as long as the three following together.

Emexaure septempunctata sp. nov. Plate 3, fig. 8.

Rufa, prothorace utrinque macula punctiforme in angulis posticis, scutello quadrato, lineola suturali, antemediana, brevi, altera apicali longiori, macula transversa, post-mediana in spatio 5. ad 7. albido-, spatiis convexis setis albidis remote seriatis exceptis, parce nigro-setosis; prothorace crebre punctato; corpore subter albido-squamoso, pedibus rufis, parce albido-piloso-squamosis.

Long. 2.8 mm., lat. 1.2.

LUZON, Laguna Province, Mount Maquiling.

Ferruginous; posterior angles of prothorax with a white scale spot equal in size to the white quadrate scutellum; elytra before the middle with a white-scaled spot on suture twice as long as broad, at apex with a longer, and behind the middle

of fifth to seventh intervals with a transverse white scale spot; rostrum at base fairly closely and indistinctly punctate; prothorax transverse, very densely punctate, with remote and transversely placed yellowish white bristle scales; elytra more than one and one-half times as long as broad, intervals somewhat convex and sparsely black setose, with a longitudinal row of remote white bristles; first joint of hind tarsi as long as the three following together.

Metialma nigritana sp. nov.

Aterrima, rostro apice antennisque sanguineis, illo utrinque basi oculorumque margine inferiore, prothorace ad angulos anticos, posticos et in angulo mediano, basali, elytris ad marginem basalem et in suturae dimidia parte basali tenuissime, partim vix perspicue, in suturae apice macula punctiforme, elongata, ut abdomine, densius albo-tomentosis; rostro in parte basali carinulis quinque; prothorace creberrime punctato, margine apicali levi; elytris latitudine humerali vix decima parte longioribus (4.5 : 5), sat fortiter striatis, striis punctis oblongis, plus eorum longitudine inter se distantibus, seriatis, spatiis subtiliter crebreque granulosis, parce subtilissimeque nigro-, corpore subter, meso-epimeris meta-episternisque fuscescenti-nigro-, pygidio nigro piloso-squamosis; corpore reliquo subter albo-piloso; femoribus posticis anulo mediano, lato, denudato; tibiis anticis fortiter curvatis.

Long. 5 mm., lat. 2.5.

MINDANAO, Davao Province, Davao (7321).

A dark species with an oblong white spot on apex of suture, somewhat similar to the South African *M. moestificans* Fahrs. Sides of rostrum and in continuation with it lower border of eye, an indistinct spot on anterior and posterior angles and on scutellar lobe of thorax, basal half of suture, and base of intervals, very finely and scarcely adpressed-pilose, the remainder dark brown setaceous; rostrum in basal half with five fine carinulae, the inner two of which are somewhat irregular and interrupted here and there; apical part nearly smooth; prothorax closely and strongly umbilicate-punctate, the hairs of whitish spots transversely placed, apical margin bare; elytra deeply striate, the striae indistinctly and remotely punctate, the intervals closely and finely granulate-punctate; underside, except the blackish meso-epimera and meta-episterna, covered with whitish

scales, which are hairlike on legs; hind femora in the thickest part with a large, blackish crossband; first joint of hind tarsi as long as the three following together.

Nauphaeus carbonarius sp. nov.

Niger, minute fusco-nigro- ac parcius ochraceo-squamosus, prothorace utrinque vitta, elytris plaga basali triangulari, angulo apicali in scutello sito squamulis fusco-nigris praevalentibus; rostro creberrime ruguloso punctato, in secundo triente longitudinis vitta dorsali levi; antennis obscure rufis, funiculi articulo secundo primo paulo brevior, clava articulis quinque praecedentibus aequilonga; scutello rotundato, glabro, convexo; elytris basi fortius quam in *nebuloso* Heller lobato-productis, sutura basi granulis 3 vel 4 majoribus confertis, reliqua uniseriatim perremote, apicem versus vix granulata; corpore subter pedibusque albido-squamosis.

Long. 9 mm., lat. 4.2.

LUZON, Tayabas Province, Malinao.

This species is greatly at variance with Pascoe's characterization of the genus, as the second joint of the funicle is shorter than the first; in other respects it agrees very well with the other species of this genus. It is black, covered with minute, equally mixed brown and ochraceous scales; only a stripe on each side of thorax and a triangular patch in first third of suture, the summit of which converges into the scutellum, nearly entirely black; rostrum densely rugulose punctate, in the middle third with a bare dorsal stripe; second joint of funicle shorter than first (8 : 11), club as long as the five preceding joints together; prothorax broader than median length, its anterior margin more produced and the scales larger and more erect than in *N. nebulosus*; elytra rather finely punctate-striate, none of the striae incurved toward the other on base; inside of shoulder with a large, flat, basal impression, suture near base with a row of three or four approximate granules which are larger; these become more distant in the remaining part and inconspicuous toward apex; similar granules are to be found in the first third of second and third intervals where they are sometimes set in double rows and grouped beside the dark basal impression; underside of body whitish scaled, femora toothed, as in *nebulosus*, the anterior more swollen.

*Nauphaeus manobo*⁷⁹ sp. nov.

N. simio Faust⁸⁰ similis, fusco-niger, ochraceo-squamosus, rostro funiculoque rufescentibus; prothorace sat dense granoso-punctato, linea mediana lituraque basali antrorsum attenuata ac medium vix attingente, albido-squamosis; scutello convexiusculo, ochraceo-squamoso; elytris, triente apicali excepto, fuliginoso-marmoratis, lateribus supra coxas posticas macula, interdum declivitatis initio fascia transversa, pallidioribus; sutura usque ad trientem apicalem (in *simio* usque ad medium) granulosa.

Long. 7.5 ad 10 mm., lat. 3.2 ad 4.5.

MINDANAO, Zamboanga Province, Zamboanga (7318, 7319).

This species is so nearly allied to *N. simius* Faust⁸⁰ that it will be sufficient to indicate the differences between the two species. Both are ochraceous, on the underside paler squamose; but, while in *simius* the prothorax shows three pale, longitudinal lines, *manobo* shows only one pale median line; on each side in basal half an anteriorly attenuate streak, and instead of a nut-brown crossband on the declivity of elytra, there is in this species a marmorate pattern, ordinarily limited on the declivity by a pale transverse line. Essentially different is the scutellum, which in *simius* is flat and squamose only in the middle, while in *manobo* it is convex and entirely squamose; also in *manobo* the granulation of the suture is denser and extends backward to the apical third.

Mecopus niveoscutellaris sp. nov. Plate 3, fig. 12.

Niger, antennis rostroque apice rufescenti exceptis, albo-squamosis, prothorace utrinque fascia discoidali, post diffusa obsoletaque; scutello oblongo, parallelo, apice bilobo, niveo; elytris ad basin thoracis basi latioribus, spatiis alternatis, iis sunt 2., 4., et 6., remote asperate-granulosis, post medium subcristato-elevatis ac macula transversa umbrina conjunctis, spatio secundo quartoque inter basin et hanc maculam linea tenui umbrina; corpore subter pedibusque cretaceo-squamosis, femoribus posticis elytrorum apicem perpaulo superantibus.

Long. 4.5 mm., lat. 2.

MINDANAO, Zamboanga Province, Zamboanga.

With regard to the short femora one may perhaps be tempted to take this species for a *Daedania*, but its femoral tooth is small as in some of the species of *Mecopus*. The color of *M. niveo-*

⁷⁹ Manobo, a member of a group of tribes of Mindanao.

⁸⁰ Stettin. Ent. Zeit. (1892) 222.

scutellaris is similar to that of *M. kuhni* from Key Island,⁸¹ in which the hind femora extend beyond the singly spined apex of elytra. Apical part of rostrum and antennæ dark red, the remainder of body densely white scaled except the following parts: A distinct, posteriorly dilated, gradually obsolescent stripe on each side of thorax; a small spot on shoulders and two fine stripes on second and fourth intervals, extending from base beyond middle and there joined by a transverse streak, dark brown. Rostrum one-fifth longer than thorax, rather coarsely and very densely punctate, the sides in basal half as also apex of scape sparsely white scaled; first joint of funicle a little longer than second, this as long as the two following together. Prothorax broader than median length (3.2 : 2), greatest breadth of the rounded sides in the middle; elytra not quite one and one-half times as long as broad (11 : 7.1), second, fourth, and sixth intervals with remote, rough, seriate granules; scutellum oblong, parallel-sided, snow-white, bilobed on apex; hind femora with a fifth of their length extending beyond apex of elytra and like the others with a spinelike tooth; anterior tibiæ linear.

Mecopus nigroplagiatus sp. nov., ♂.

Niger, femoribus subrufescentibus, cinereo-squamosus, elytris singulis plagis tribus, una subbasali, altera postmediana suturali, transversa, tertia anteapicali minore, nigro-tomentosis; rostro apice sanguineo, sat crebre subtiliterque, in parte basali creberrime ac fortius punctato, carinulis dorsalibus quinque; antennis sanguineis; prothorace crebre reticulato-punctato, parce albido-squamoso, squamulis in linea mediana basique condensis; elytris punctato-striatis, punctis sat remotis, oblongis, striis duabus extremis in dimidia parte basali profunde insculptis, punctis connectantibus, sutura in dimidia parte apicali seriato-spinulosa; femoribus posticis, dente triangulari, prosterno maris spinis duabus armatis.

Long. 5.5 mm., lat. 2.2.

LUZON, Laguna Province, Los Baños.

Allied to *M. ceylanensis* Heller⁸² but only the apical half of suture with a row of granules, scaling white instead of yellowish; rostrum proportionately short, a third longer than thorax in the male; apex dark red, moderately densely and finely punctate, in the basal half more coarsely punctate and with five fine

⁸¹ Abh. Ber. Mus. Dresden 12 (1908) 22.

⁸² Abh. Ber. Mus. Dresden (1892, 1893) 16, 26.

dorsal carinæ; antennæ yellowish red, third to sixth joints equal in length, conical, hardly one and one-half times as long as thick; thorax transverse (6 : 9), its scaling apparently worn off in the unique specimen, exposing to view a dense reticulate punctation; only the median line and the basal and apical margins whitish-scaled; scutellum oblong, white; elytra with three dark brown spots, the anterior one on each side near base triangular and extending inward to first stria; the second, common spot placed diagonally on suture and subquadrate; the third between apical commissure of fourth and seventh striæ; lateral margin of elytra, and in connection with it the basal third of the two exterior intervals, and the apical half of the penultimate interval are likewise dark brown scaled; scales on elytra small, triangular, on underside of body much larger and elliptic; legs adpressed whitish-haired, femora armed with a large, angular tooth near base, and this, like the straight prosternal spines, dark red; hind tibiæ slightly thickened in the middle.

Othippia impexa sp. nov.

O. urbana Faust⁸³ (species africana) statura aequante, fuscescenti-nigra, antennis ferrugineis, rostro, in dimidia parte basali, lateribus margineque oculari (inferiori) dense ochroleuco-squamosis, prothorace, praesertim lateribus, dense varioloso-acumbilicato-punctatis, area circulari, discoidali, utrinque altera majore subconjuncta, exceptis, sparsim ochraceo-pilosa, pilis adpressis ac transversim dispositis; elytris profunde striatis, spatiis sat remote minuteque granulosis, callo humerali levi, ochraceo-villosis, fascia nebuloso-, denudata, ante-mediana, humeros versus curvata, inter striam primam et quartam fuscescenti-setoso-squamosa, corpore subter, praesertim metasterno, ochroleuco-squamoso, pedibus parce ochraceo-villosis, tarsorum articulo ultimo sanguineo.

Long. 3 mm., lat. 1.6.

LUZON, Mount Banahao.

Of the size and form of the African *O. urbana* Faust, but the thorax without a median carina and the upper side unicolorous ochraceous tomentose; rostrum on each side of the dark red, apical half striate-punctate, smooth on back, basal half yellowish hair-scaled, with a fine dorsal carina; antennæ red, scape somewhat yellowish, first joint of funicle thickened and equal in length to second, third to eighth joints gradually smaller,

⁸³ Deutsche Ent. Zeitschr. (1898) 41.

eighth spheric, club twice as long as thick; prothorax conical, hardly twice as broad at base as median length, sparsely covered with fine, long, transversely directed hairs, a roundish spot on disk and a larger one on each side of it bare, exposing to view umbilicate punctures; elytra deeply striate, seventh and eighth striæ abbreviated on base, the intervals, except the lateral, rather densely and finely granulate, covered moderately densely with curled hairlike, yellowish scales, which are nearly as long as the intervals are broad; before the middle with an indistinct crossband which is interrupted by the more densely haired suture; this crossband is produced on each side toward shoulder, brownish, and more sparsely haired; a similar spot, which is twice as long as broad, occurs between the middle and the apex on second, fourth, and sixth intervals; mesosternum and metasternum densely squamose, but each of the ovate scales is isolated from the other; prothorax with sparse, adpressed, bristlelike scales, which stand transversely on the basal margin; femora sparsely whitish haired, and with a small spine; outer surface of hind femora with a longitudinal carina.

CALANDRINÆ

Otidognathus pictus sp. nov. Plate 3, fig. 10, ♀.

Supra, capite nigro excepto, testaceus, maculis nigris ornatus, subter niger mesosterni epimeris episternisque, metasterni epimeris totis, episternis apice testaceis; rostro feminae, in dimidia parte basali late subsulcato ac indistincte, in dimidia parte apicali carinula mediana; prothorace vittis duabus, nec marginem anticum nec posticum attingentibus, postrorsum dilatatis, maculam discoidalem oblongo-rhomboidalem, nigram, includentibus; scutello nigro, perlongo; elytris angulo suturali angulato-producto, spatio primo in dimidia parte posteriore sutura distincte angustiore, litura humerali, fascia posthumerali, a stria quarta usque ad marginem lateralem extensa, fascia mediana suturam spatiisque tribus internis occupante fascia apicali in spatio quinto angulatim antrorsum producta, pygidio linea mediana, nigris; corpore subter lateribus parce breviterque aureo-piloso.

Long. (rostro haud computato) 12 mm., lat. 5.3.

LUZON, Laguna Province, Mount Maquiling (7346).

Smaller than *O. elegans* Fairm. and distinctly narrower, the punctures of prothorax and of the five inner striæ of elytra much more conspicuous, the suture in posterior half broader than the

first interval and at apex acute-angularly produced; rostrum shorter than the median line of prothorax and very slightly curved, in the apical half with a fine median carina and an indistinctly granulate lateral carina, in the basal half with a broad, flat, longitudinal impression; scutellar lobe of prothorax before the broad smooth apical margin with a simple transverse row of coarse punctures; upper side, except head, yellowish with black markings, as shown in Plate 3, fig. 10; underside and legs black, sides of body sparsely covered with short golden-yellow hairs.

Sphenophorus (?) *basilanus* sp. nov. Plate 3, fig. 11.

Sanguineus, griseo pruinosis, *Sph. alfuro* Heller⁸⁴ peraffinis, ab eo praesertim differt thorace parcius ocellato-punctato, disco utrinque macula nigro-velutina, rotundata; elytris, loco macula discoidali, macula suturali oblongo-rhomboidali, nigra.

Long. 8.5 mm., lat. 3.

BASILAN.

What I have stated concerning the genus *Sphenophorus*, in connection with the description of *S. alfurus*,⁸⁴ applies also to *basilanus*, which is nearly allied to it; but the body of the latter is smaller, the thorax is more constricted in front, the ocellate punctures are sparser, and the two black discal spots are slightly impressed and but half the size of an eye. Elytra with a characteristic, large, rhomboidal, black, sutural patch which extends on each side to the fourth stria; hind femora extending hardly beyond apex of abdomen.

BRENTHIDÆ

*Schizoeupsalis*⁸⁵ *kleinei* sp. nov., ♂. Plate 3, figs. 13 and 14.

Sch. promissa Pasc.⁸⁶ affinis ac simillima, sed capite plus sphaerico, rostro multo angustiore ac longiore, inter antennarum insertionem callositatibus duabus oblongis, sulco mediano distincto divisus, impressione basali profunda, utrinque carina determinata, ante oculos tuberculo conico instructo, apophysis majoribus, plus transversis; prothorace brevior; elytris, stria subsuturali manifesta excepta, glabriusculis, muculis flavis similiter ut in *promissa* Pasc. dispositis, sed minoribus, spatio secundo solum in primo triente macula punctiformi.

Long. 9 mm., long. rostr. 1.5, lat. elytror. 1.8.

MINDANAO, Davao Province, Davao.

⁸⁴ Ent. Mitteil. 3 (1914) 313, pl. 5, fig. 7, 7a.

⁸⁵ Arch. f. Naturg. Berlin 82 (1917) 77.

⁸⁶ Ann. & Mag. Nat. Hist. IV 10 (1872) 323, pl. 5, fig. 8.

Red-brown, elytra ornamented with yellow spots, anterior and posterior margins of prothorax and base of femora blackish; head subtransverse spheric, eye large, occupying nearly the whole side of head, on anterior margin with an outwardly directed, subconical, lateral projection which is limited anteriorly by a large excavation, covered in front by large auriculate apophyses; rostrum more than twice as long as head, but much narrower, its basal impression roundish, transverse and deep, limited on each side by a longitudinal ridge, between the insertion of antennæ, with two oblong dorsal callosities, separated by a distinct medial furrow; apex of rostrum narrower than its base; mandibles straight, subbidentate; antennal tubercles moderately explicate; antennæ longer than head and prothorax together, second joint shortest, third longer and like the following thicker; prothorax one-third longer than broad, attenuated anteriorly; elytra more than twice as long as broad (5 : 2), as broad as prothorax, with a single distinct subsutural furrow, otherwise smooth, with hardly recognizable, finely seriate punctures; second interval at base with a longer spot, in the second third and before apex with a smaller spot; third, seventh, and eighth intervals in the first third with a common, yellow spot.

This species is nearly allied to *Schizoeupsalis promissa* Pasc., from which it differs chiefly by the large and deep basal impression on rostrum and the smaller spots. It is named for Herr R. Kleine, of Stettin, an excellent connoisseur of Brenthidæ, to whom I am much indebted for the revision of the Brenthidæ of the Dresden Museum.

ILLUSTRATIONS

PLATE 1

- FIG. 1. *Phloeodromus* (?) *sellatus* sp. nov.
2. *Phloeodromus* (?) *hastatus* sp. nov.; left elytron.
3. *Hoplomenes davaonis* sp. nov.
4. *Callimerus fenestratus* Chapin.
5. *Callimerus octopunctatus* sp. nov.; left elytron.
6. *Diplopherusa tumidipes* sp. nov.
7. *Cladiscus bacillus* sp. nov.
8. *Anancyllus vicarius* sp. nov.
9. *Tillus quadricolor* sp. nov.
10. *Ommadius aurulentus* sp. nov.
11. *Ceresium* (?) *geniculatum* sp. nov.
12. *Zosne cachila* sp. nov.
13. *Planodes simplicicornis* sp. nov.

PLATE 2

- FIG. 1. *Micromulciber ochrosignatus* sp. nov.
2. *Doliops humerosus* sp. nov.
3. *Glenea caraga* sp. nov.
4. *Glenea scalaris* sp. nov.
5. *Heteroclytomorpha davaona* sp. nov.
6. *Pachyrrhynchus psittaculus* sp. nov.; side view of thorax and elytron.
7. *Scaphostethus cylindricollis* sp. nov.
8. *Perrhaebius elegans* sp. nov.
9. *Perrhaebius x-album* sp. nov.
10. *Perrhaebius delicatus* sp. nov.
11. *Colobodellus alboscutecllatus* sp. nov.

PLATE 3

- FIG. 1. *Deretiosus venustus* sp. nov.
2. *Deretiosus venustus* sp. nov.; side view.
3. *Mecistocerus albohumeralis* sp. nov.
4. *Mecistocerus compressipes* sp. nov.
5. *Tragopus ornaticollis* sp. nov.
6. *Cydostethus obliquesignatus* sp. nov.
7. *Coelosternus philippinensis* sp. nov.
8. *Emexaure septempunctata* sp. nov.
9. *Emexaure suturalis* sp. nov.
10. *Otidognathus pictus* sp. nov.
11. *Sphenophorus* (?) *basilanus* sp. nov.
12. *Mecopus niveoscutellaris* sp. nov.
13. *Schizoeupsalis kleinei* sp. nov.; head of male.
14. *Schizoeupsalis kleinei* sp. nov.; right anterior tibia and tarsus.

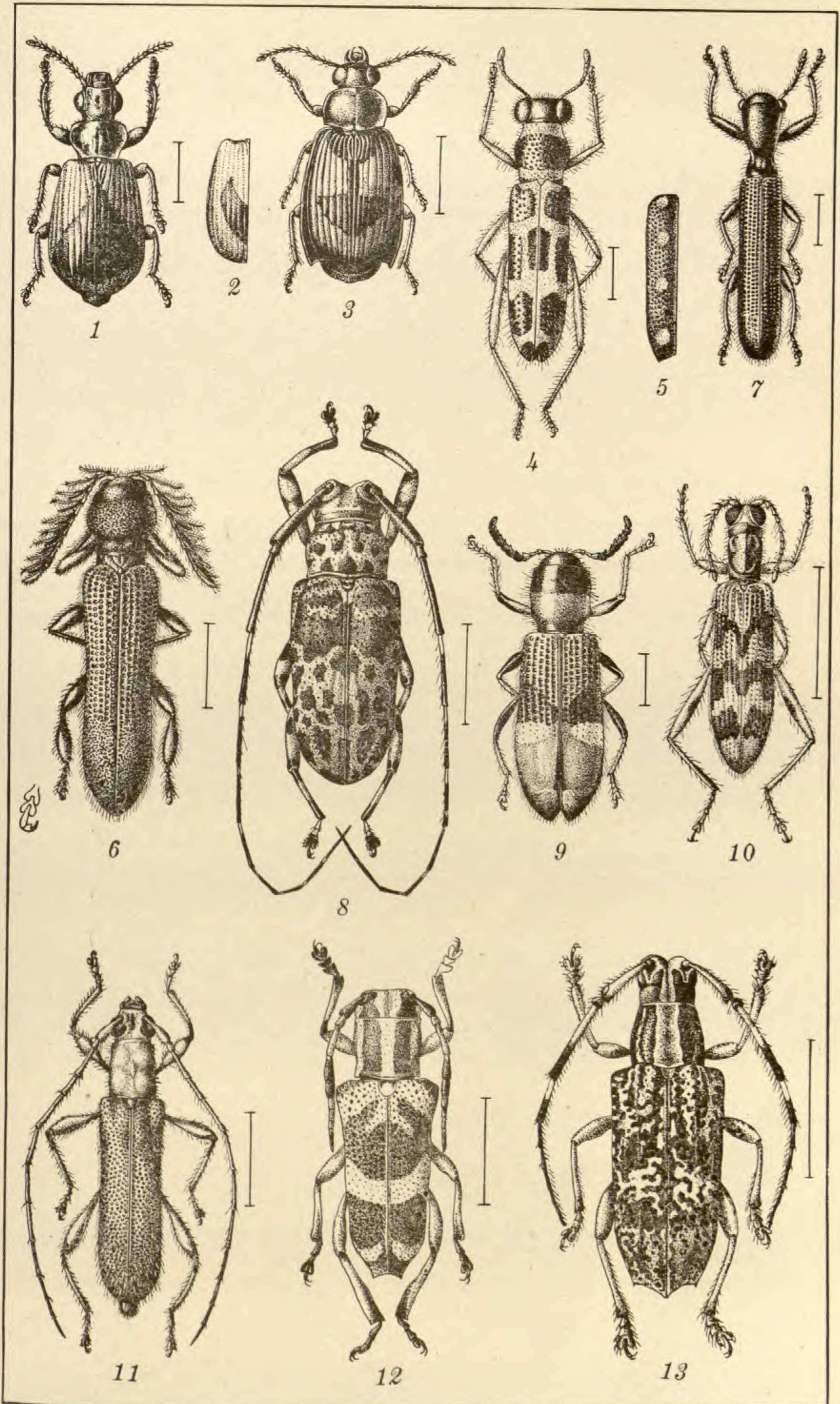


PLATE 1. PHILIPPINE COLEOPTERA.

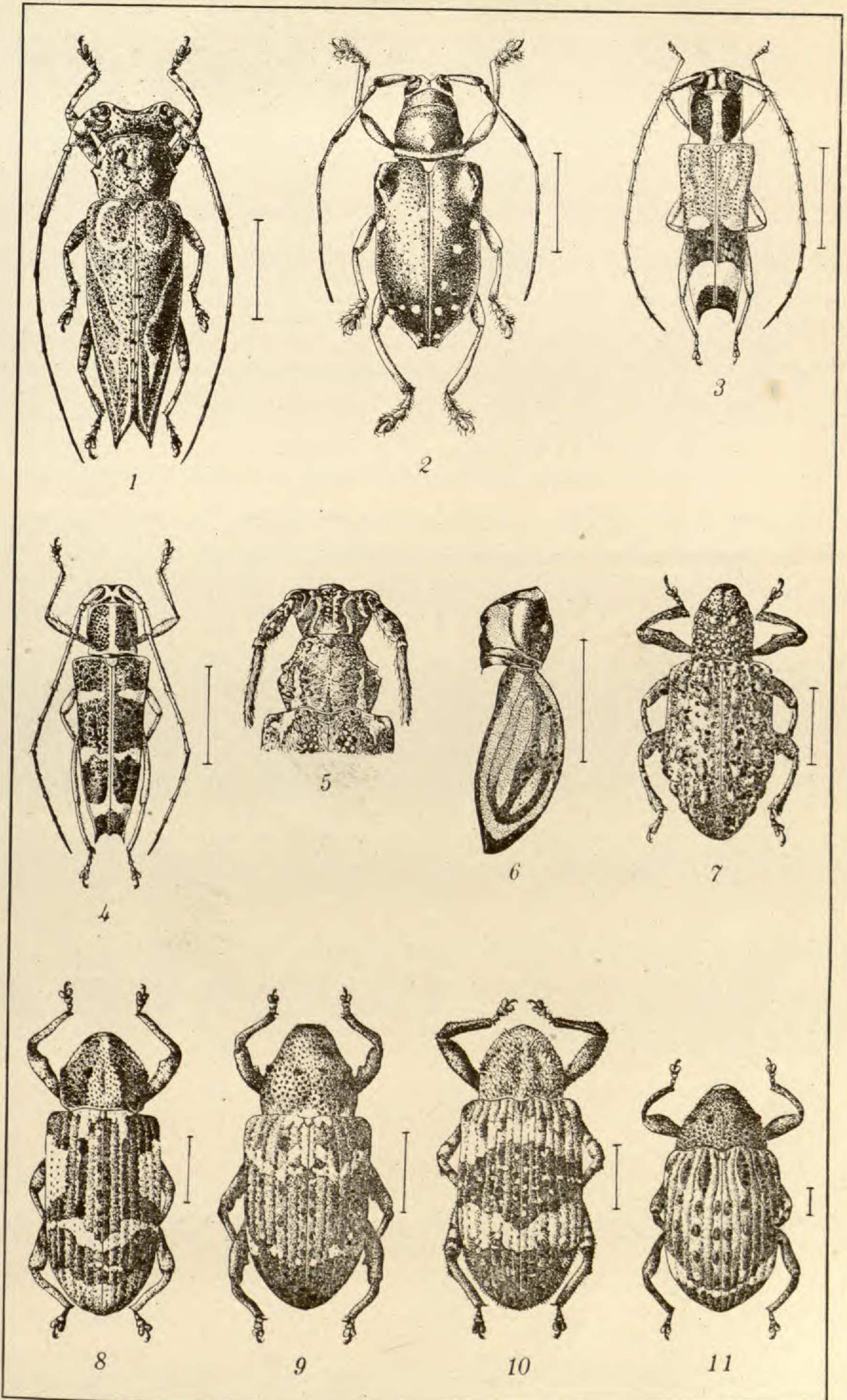


PLATE 2. PHILIPPINE COLEOPTERA.

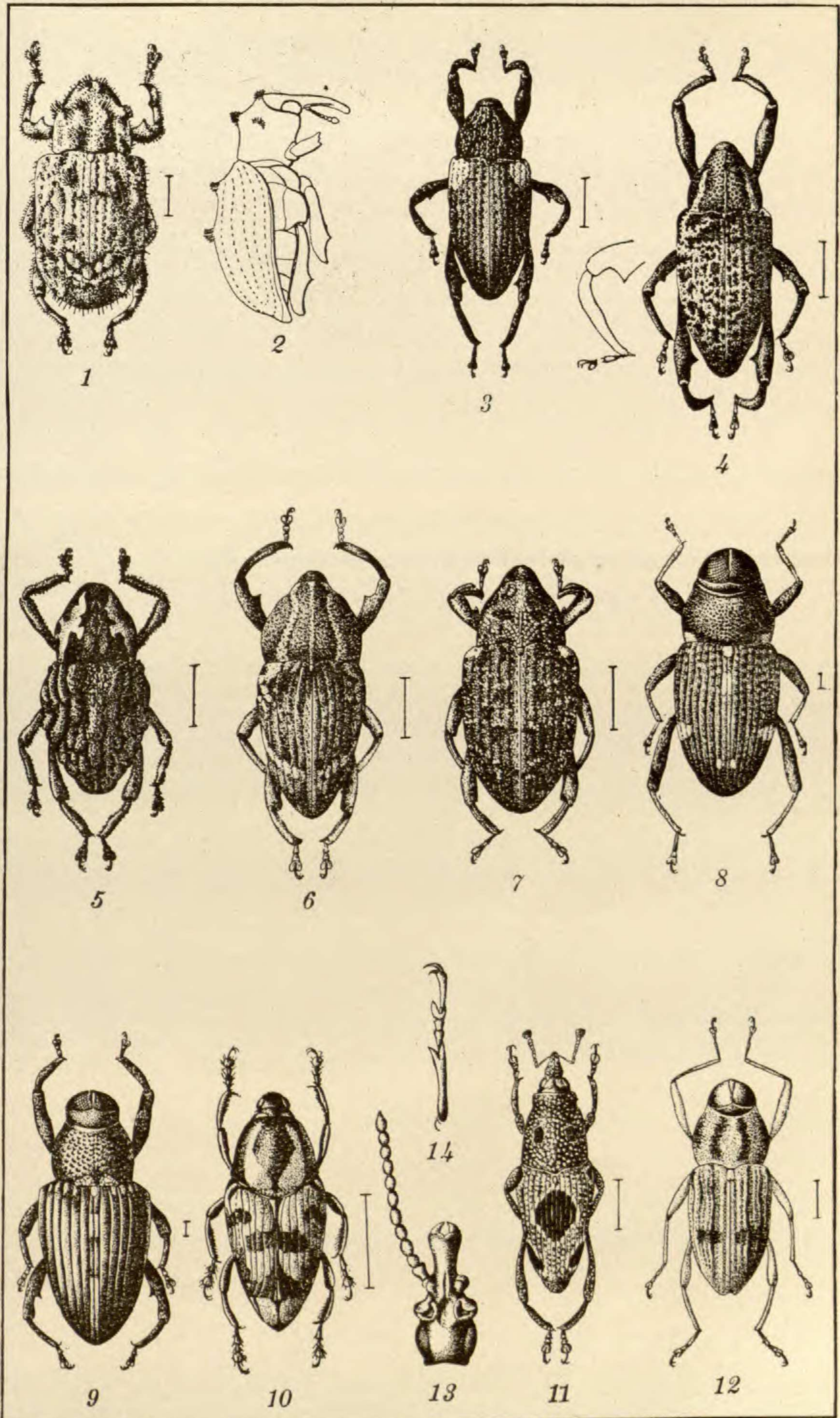


PLATE 3. PHILIPPINE COLEOPTERA.